KT-ALEDXXXPS-X2-OSA-XXX-8CSB-VDIM/G2

LED AREA LIGHT FIXTURE

DESCRIPTION

Power and Color Select Area Light with Optic Swap | 120-277V Input
Bronze Housing | Multiple Mounting, Optics, and Control Options

APPLICATION

Pole-mount or structure-mount outdoor illumination needs (including parking lots, auto dealerships, pathways, roadways, recreational venues, and other general area lighting requirements)



10 YEAR LIMITED WARRANTY

PRODUCT FEATURES

- Keystone Power Select technology (see *Performance Specifications* for details)
- Keystone Color Select technology (3000/4000/5000K)
- Innovative optic swap capability under door frame and latch design for quick, tool-free lens change
- Two lenses in the box: Type III installed, Type V included
- Type II and Type IV lenses sold separately. See below for details
- Heavy-duty, die-cast aluminum housing with ample heat sinking
- Low-profile design delivers high-performance illumination and improves application site aesthetics
- True U0 design that eliminates undesirable sky glow
- Integrated NEMA/ANSI C126.10 3-pin twist-lock receptacle with shorting cap. Compatible with KT-TLP-UV-3PN, 120-277V photocell (see *Accessories* section for details)
- Two easy to use mounting options available: universal slipfitter or adjustable pole mount for square and round poles
- Keystone 0-10V dimming driver with 6kV surge protection
- Ambient operating temperature: –40°C/–40°F to 50°C/122˚F
- UL Certified; IP65 rated
- Power factor: > 0.95
- THD: < 20%
- LED chip lifetime: L70 > 100,000 hrs @ 25C°/77°F ambient fixture temperature
- Meets FCC Part 15, Part B, Class A standards for conducted and radiated emissions

PERFORMANCE SPECIFICATIONS

Catalog No.	Selectable Wattage	Selectable CCT	Lumens	Efficacy	Input Voltage	Dimming	CRI	Housing Color**	Rated Life
KT-ALED140PS-M2-OSA-USF-8CSB-VDIM/G2 KT-ALED140PS-M2-OSA-PMA-8CSB-VDIM/G2	140W	3000K	19,000	136 lm/W	120-277V	0-10V	> 80	Bronze	50,000 hrs
		4000K	19,910	142 lm/W					
		5000K	19,600	140 lm/W					
	100W	3000K	14,060	141 lm/W					
		4000K	15,170	152 lm/W					
		5000K	14,790	148 lm/W					
	70W	3000K	10,220	146 lm/W					
		4000K	10,880	155 lm/W					
		5000K	10,730	153 lm/W					
KT-ALED290PS-L2-OSA-USF-8CSB-VDIM/G2 KT-ALED290PS-L2-OSA-PMA-8CSB-VDIM/G2	290W	3000K	39,270	135 lm/W					50,000 hrs
		4000K	40,650	140 lm/W					
		5000K	39,960	138 lm/W					
	210W	3000K	30,450	145 lm/W					
		4000K	31,050	148 lm/W					
		5000K	30,860	147 lm/W					
	185W	3000K	27,030	146 lm/W					
		4000K	27,620	149 lm/W					
		5000K	27,540	149 lm/W					

* *For more information, see Accessories page below or contact Keystone with questions.*

** *Fixtures (and mounts) with alternate housing colors are available and made to order. Extended lead times apply. Please see catalog number breakdown for full ordering code details.*

KT-ALEDXXXPS-X2-OSA-XXX-8CSB-VDIM/G2

LED AREA LIGHT FIXTURE

PHYSICAL SPECIFICATIONS

LED AREA LIGHT FIXTURE

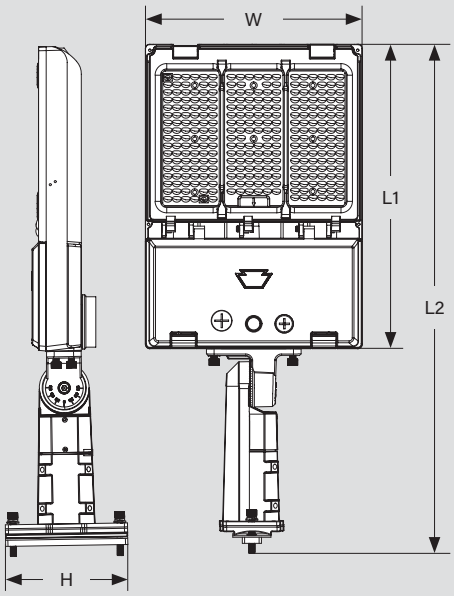

FIXTURE DIMENSIONS

Catalog Number	L1 (Length 1)	L2 (Length 2)	W (Width)	H (Height)
KT-ALED140PS-M2-OSA-USF-8CSB-VDIM/G2	15.71"	26.22"	11.18"	6.30"
KT-ALED290PS-L2-OSA-USF-8CSB-VDIM/G2	19.72"	30.24"	13.98"	6.30"

PACKAGING DIMENSIONS

Catalog Number	Carton Dimensions	Carton Weight
KT-ALED140PS-M2-OSA-USF-8CSB-VDIM/G2	7.28" × 13.15" × 29.33"	16.51 lbs
KT-ALED290PS-L2-OSA-USF-8CSB-VDIM/G2	7.28" × 15.95" × 33.86"	22.22 lbs

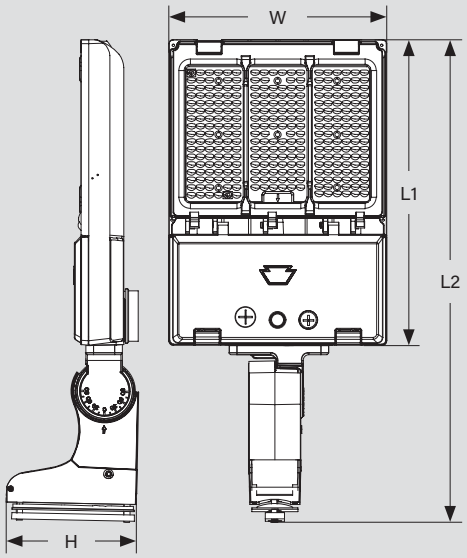

FIXTURE DIMENSIONS

Catalog Number	L1 (Length 1)	L2 (Length 2)	W (Width)	H (Height)
KT-ALED140PS-M2-OSA-PMA-8CSB-VDIM/G2	15.71"	24.76"	11.18"	6.77"
KT-ALED290PS-L2-OSA-PMA-8CSB-VDIM/G2	19.72"	28.78"	13.98"	6.77"

PACKAGING DIMENSIONS

Catalog Number	Carton Dimensions	Carton Weight
KT-ALED140PS-M2-OSA-PMA-8CSB-VDIM/G2	5.63" × 13.15" × 26.57"	17.33 lbs
KT-ALED290PS-L2-OSA-PMA-8CSB-VDIM/G2	5.63" × 15.95" × 30.91"	23.19 lbs

KT-ALEDXXXPS-X2-OSA-XXX-8CSB-VDIM/G2

LED AREA LIGHT FIXTURE

PHYSICAL SPECIFICATIONS (continued)

POLE MOUNT (ADJUSTABLE OR FIXED) DRILLING HOLES

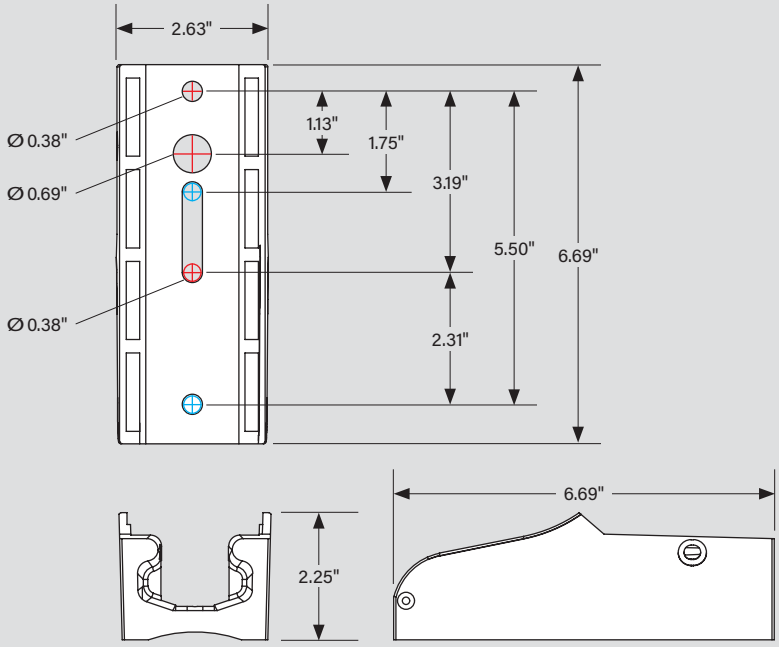

UNIVERSAL SLIPFITTER MOUNT

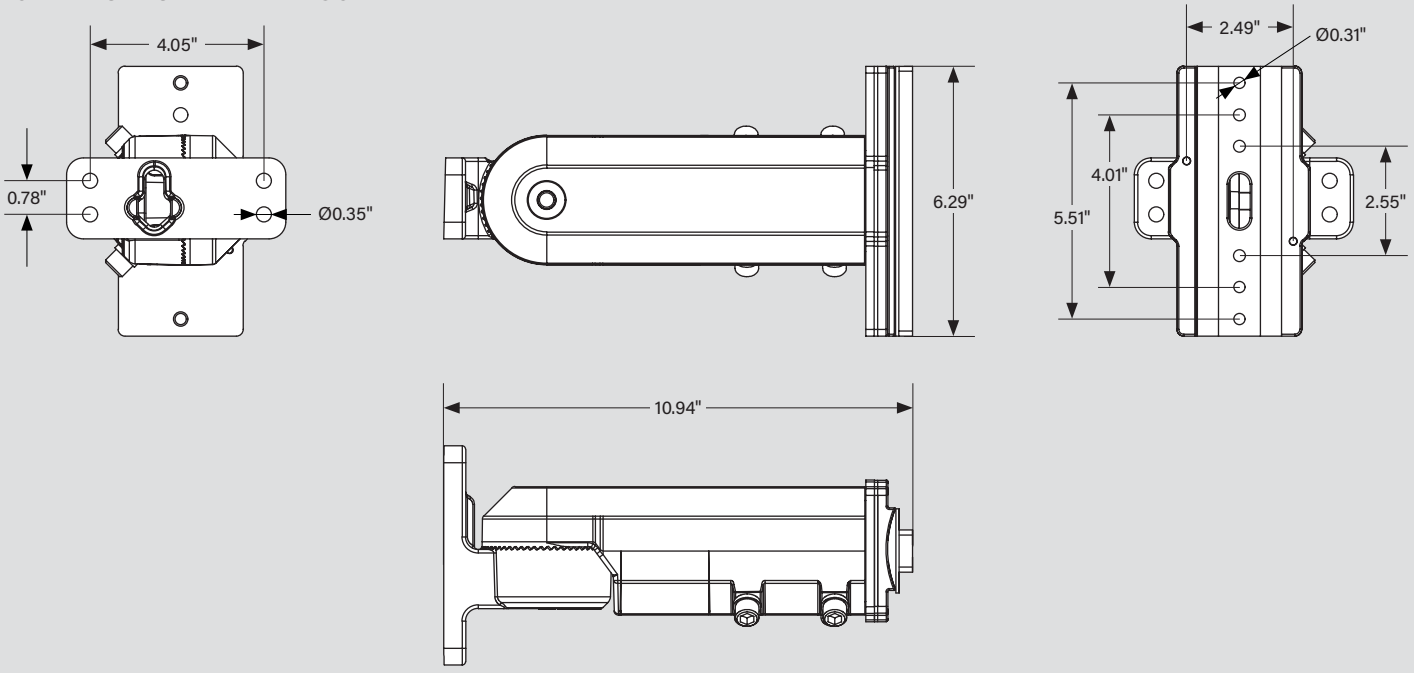

KT-ALEDXXXPS-X2-OSA-XXX-8CSB-VDIM/G2

LED AREA LIGHT FIXTURE

WIRING DIAGRAM

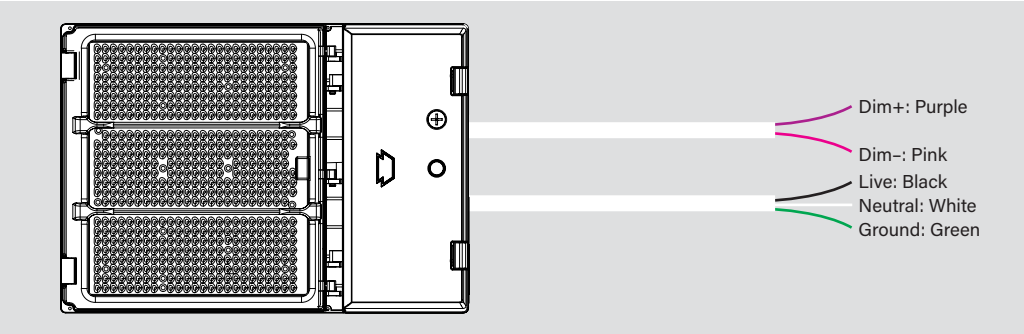

- Make input connections as needed and ensure connections are protected from exposure to the elements.
- **Input voltage rating: 120–277V**
- Ensure that input voltage on site matches the fixture you intend to install.

POWER SELECT (WATTAGE) AND COLOR SELECT (CCT) ADJUSTMENT

This fixture is equipped with field-adjustable Keystone Power Select and Color Select technology.

1. Turn off power to the fixture.
2. Remove the knockout (KO) on the left side of the fixture.
3. Adjust the wattage and CCT dip switches to desired settings.
4. Add the KO back to the fixture, and restore power.



LIGHT DISTRIBUTION PATTERN

Photometric layouts for general reference only. Each square is 10 ft x 10 ft

KT-ALED140PS-M2-OSA-XXX-8CSB-VDIM/G2
Pole mounted at 30 ft

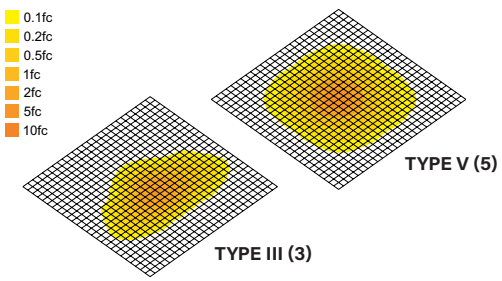

KT-ALED290PS-L2-OSA-XXX-8CSB-VDIM/G2
Pole mounted at 35 ft

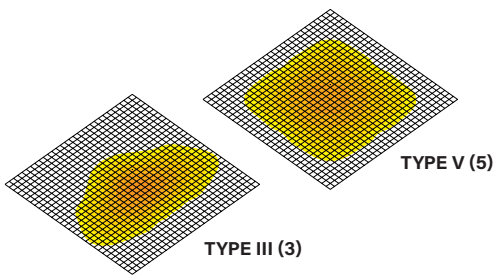

KT-ALEDXXXPS-X2-OSA-XXX-8CSB-VDIM/G2

LED AREA LIGHT FIXTURE

PHOTOMETRIC SPECIFICATIONS KT-ALED140PS-M2-OSA-XXX-8CSB-VDIM/G2 (TYPE II [2])

ISOCANDELA PLOT

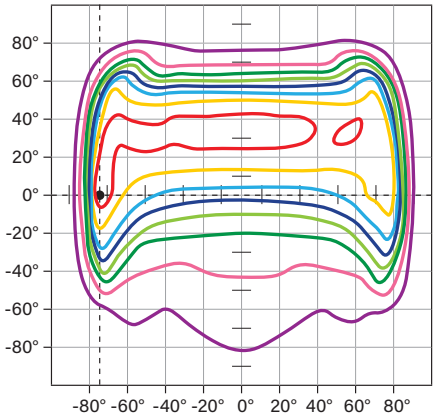

POLAR CANDELA DISTRIBUTION

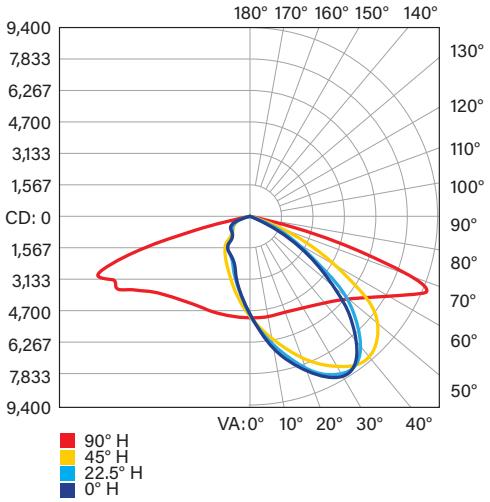

ZONAL LUMEN SUMMARY

Zone	Lumens	% Luminaire
Forward Light	**14,601.5 lm**	**71.2%**
0°-30°	2,934.7 lm	14.3%
30°-60°	8,207.8 lm	40.1%
60°-80°	3,329.0 lm	16.2%
80°-90°	130.0 lm	0.6%
Back Light	**5,890.1 lm**	**28.8%**
0°-30°	1,444.7 lm	7.1%
30°-60°	2,718.1 lm	13.3%
60°-80°	1,623.5 lm	7.9%
80°-90°	103.8 lm	0.5%
Up Light	**0.0 lm**	**0.0%**
90°-180°	0.0 lm	0.0%
100°-180°	0.0 lm	0.0%

BUG* Rating	
Asymmetrical Luminare Types	
Type I, II, III, IV	B3-U0-G3
Quadrilateral Symmetrical Luminare Types	
Type V, Area Light	B3-U0-G3

* Backlight, Uplight, Glare

PHOTOMETRIC SPECIFICATIONS KT-ALED140PS-M2-OSA-XXX-8CSB-VDIM/G2 (TYPE III [3])

ISOCANDELA PLOT

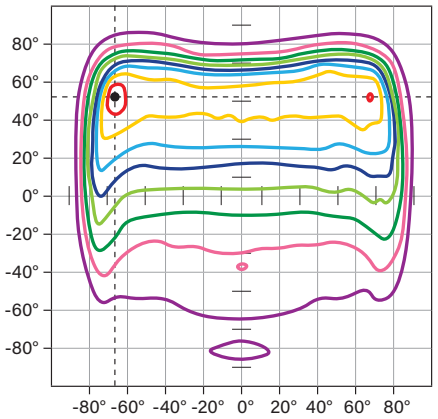

POLAR CANDELA DISTRIBUTION

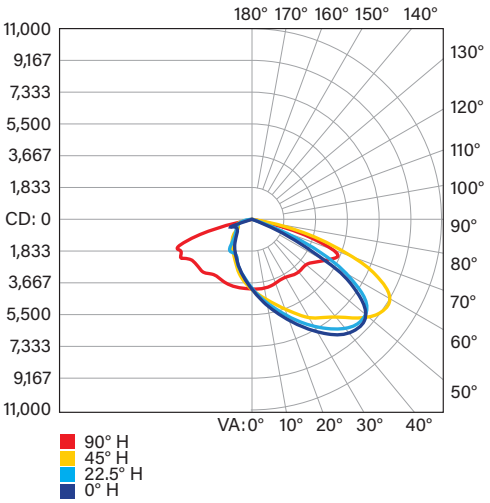

ZONAL LUMEN SUMMARY

Zone	Lumens	% Luminaire
Forward Light	**15,584.9 lm**	**76.3%**
0°-30°	2,208.6 lm	10.8%
30°-60°	8,224.9 lm	40.3%
60°-80°	4,921.9 lm	24.1%
80°-90°	229.5 lm	1.1%
Back Light	**4,848.1 lm**	**23.7%**
0°-30°	1,229.1 lm	6.0%
30°-60°	2,265.2 lm	11.1%
60°-80°	1,236.0 lm	6.0%
80°-90°	117.8 lm	0.6%
Up Light	**0.0 lm**	**0.0%**
90°-180°	0.0 lm	0.0%
100°-180°	0.0 lm	0.0%

BUG* Rating	
Asymmetrical Luminare Types	
Type I, II, III, IV	B3-U0-G3
Quadrilateral Symmetrical Luminare Types	
Type V, Area Light	B3-U0-G3

* Backlight, Uplight, Glare

KT-ALEDXXXPS-X2-OSA-XXX-8CSB-VDIM/G2

LED AREA LIGHT FIXTURE

PHOTOMETRIC SPECIFICATIONS KT-ALED140PS-M2-OSA-XXX-8CSB-VDIM/G2 (TYPE IV [4])

ISOCANDELA PLOT

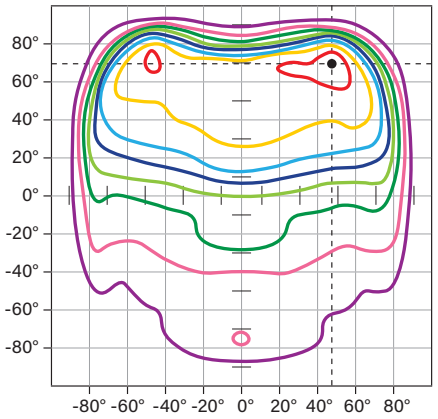

POLAR CANDELA DISTRIBUTION

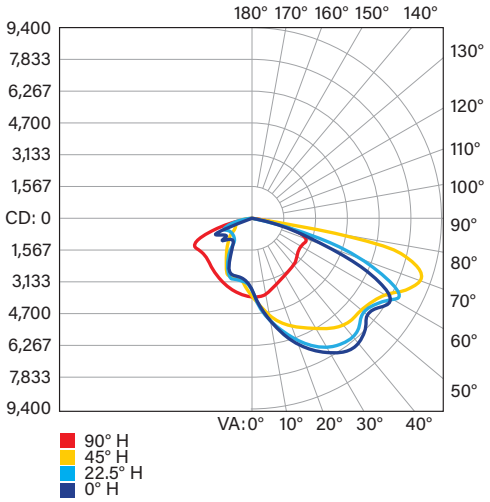

ZONAL LUMEN SUMMARY

Zone	Lumens	% Luminaire
Forward Light	**15,829.0 lm**	**77.3%**
0°-30°	2,224.9 lm	10.9%
30°-60°	7,370.9 lm	36.0%
60°-80°	5,828.9 lm	28.4%
80°-90°	404.3 lm	2.0%
Back Light	**4,661.5 lm**	**22.7%**
0°-30°	1,254.8 lm	6.1%
30°-60°	2,149.4 lm	10.5%
60°-80°	1,171.6 lm	5.7%
80°-90°	85.7 lm	0.4%
Up Light	**0.0 lm**	**0.0%**
90°-180°	0.0 lm	0.0%
100°-180°	0.0 lm	0.0%

BUG* Rating	
Asymmetrical Luminare Types	
Type I, II, III, IV	B3-U0-G3
Quadrilateral Symmetrical Luminare Types	
Type V, Area Light	B3-U0-G3

* Backlight, Uplight, Glare

PHOTOMETRIC SPECIFICATIONS KT-ALED140PS-M2-OSA-XXX-8CSB-VDIM/G2 (TYPE V [5])

ISOCANDELA PLOT

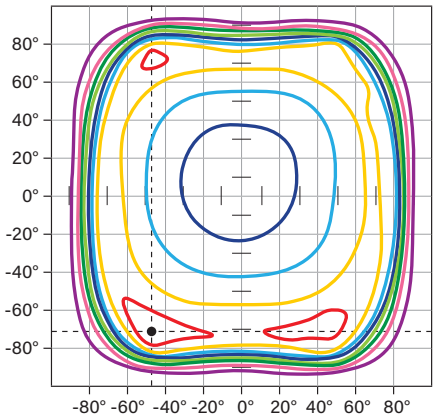

POLAR CANDELA DISTRIBUTION

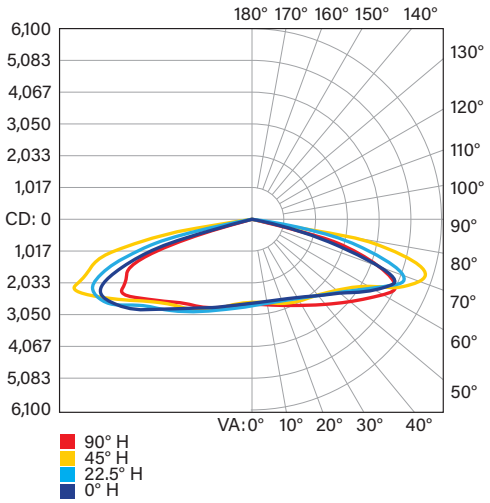

ZONAL LUMEN SUMMARY

Zone	Lumens	% Luminaire
Forward Light	**9,819.6 lm**	**48.0%**
0°-30°	1,178.4 lm	5.8%
30°-60°	4,073.5 lm	19.9%
60°-80°	4,259.7 lm	20.8%
80°-90°	308.0 lm	1.5%
Back Light	**10,670.4 lm**	**52.0%**
0°-30°	1,250.2 lm	6.1%
30°-60°	4,598.3 lm	22.4%
60°-80°	4,516.5 lm	22.0%
80°-90°	305.4 lm	1.5%
Up Light	**0.0 lm**	**0.0%**
90°-180°	0.0 lm	0.0%
100°-180°	0.0 lm	0.0%

BUG* Rating	
Asymmetrical Luminare Types	
Type I, II, III, IV	B4-U0-G3
Quadrilateral Symmetrical Luminare Types	
Type V, Area Light	B4-U0-G3

* Backlight, Uplight, Glare

KT-ALEDXXXPS-X2-OSA-XXX-8CSB-VDIM/G2

LED AREA LIGHT FIXTURE

PHOTOMETRIC SPECIFICATIONS KT-ALED290PS-L2-OSA-XXX-8CSB-VDIM/G2 (TYPE II [2])

ISOCANDELA PLOT

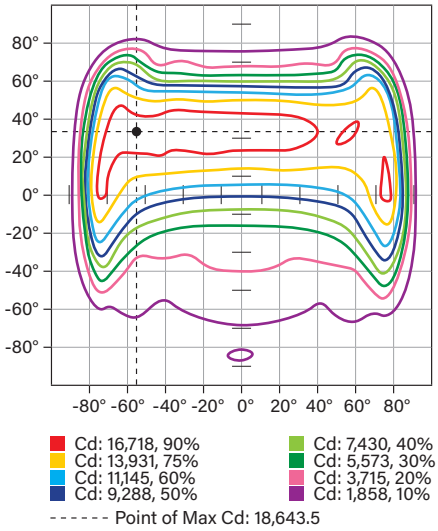

POLAR CANDELA DISTRIBUTION

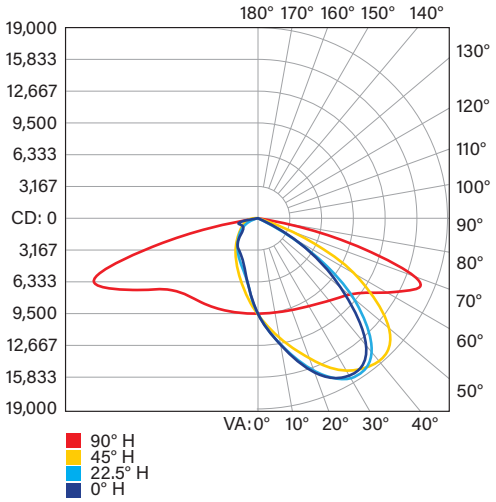

ZONAL LUMEN SUMMARY

Zone	Lumens	% Luminaire
Forward Light	**29,665.5 lm**	**72.9%**
0°-30°	5,830.3 lm	14.3%
30°-60°	16,531.7 lm	40.6%
60°-80°	6,989.2 lm	17.2%
80°-90°	314.3 lm	0.8%
Back Light	**11,087.3 lm**	**27.1%**
0°-30°	2,646.2 lm	6.5%
30°-60°	4,990.5 lm	12.2%
60°-80°	3,185.8 lm	7.8%
80°-90°	264.8 lm	0.6%
Up Light	**0.0 lm**	**0.0%**
90°-180°	0.0 lm	0.0%
100°-180°	0.0 lm	0.0%

BUG* Rating	
Asymmetrical Luminare Types	
Type I, II, III, IV	B4-U0-G4
Quadrilateral Symmetrical Luminare Types	
Type V, Area Light	B4-U0-G4

* Backlight, Uplight, Glare

PHOTOMETRIC SPECIFICATIONS KT-ALED290PS-L2-OSA-XXX-8CSB-VDIM/G2 (TYPE III [3])

ISOCANDELA PLOT

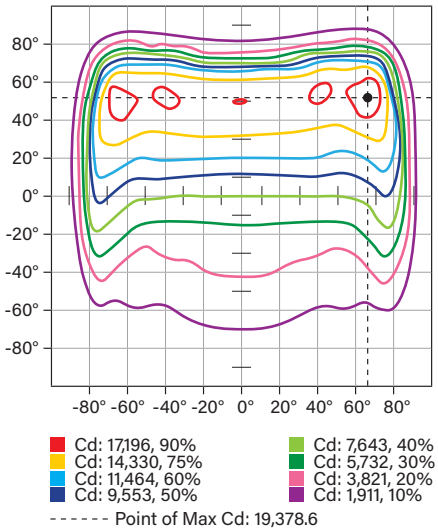

POLAR CANDELA DISTRIBUTION

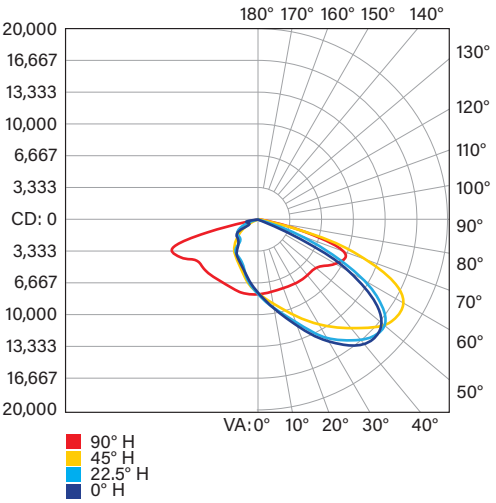

ZONAL LUMEN SUMMARY

Zone	Lumens	% Luminaire
Forward Light	**30,887.2 lm**	**76.5%**
0°-30°	4,319.6 lm	10.7%
30°-60°	16,121.2 lm	39.9%
60°-80°	9,858.8 lm	24.4%
80°-90°	587.6 lm	1.5%
Back Light	**9,506.8 lm**	**23.5%**
0°-30°	2,465.6 lm	6.1%
30°-60°	4,499.1 lm	11.1%
60°-80°	2,330.9 lm	5.8%
80°-90°	211.2 lm	0.5%
Up Light	**0.0 lm**	**0.0%**
90°-180°	0.0 lm	0.0%
100°-180°	0.0 lm	0.0%

BUG* Rating	
Asymmetrical Luminare Types	
Type I, II, III, IV	B3-U0-G4
Quadrilateral Symmetrical Luminare Types	
Type V, Area Light	B3-U0-G4

* Backlight, Uplight, Glare

KT-ALEDXXXPS-X2-OSA-XXX-8CSB-VDIM/G2

LED AREA LIGHT FIXTURE

PHOTOMETRIC SPECIFICATIONS KT-ALED290PS-L2-OSA-XXX-8CSB-VDIM/G2 (TYPE IV [4])

ISOCANDELA PLOT

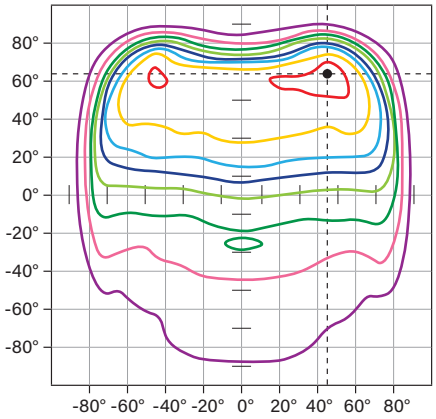

POLAR CANDELA DISTRIBUTION

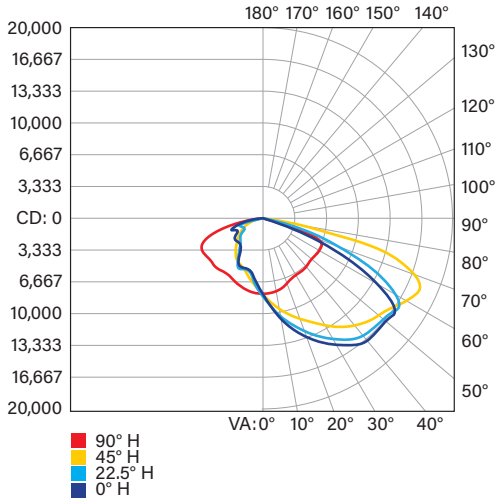

ZONAL LUMEN SUMMARY

Zone	Lumens	% Luminaire
Forward Light	**31,320.3 lm**	**75.8%**
0°-30°	4,547.6 lm	11.0%
30°-60°	16,111.4 lm	39.0%
60°-80°	10,240.3 lm	24.8%
80°-90°	421.0 lm	1.0%
Back Light	**10,007.6 lm**	**24.2%**
0°-30°	2,564.7 lm	6.2%
30°-60°	4,739.8 lm	11.5%
60°-80°	2,480.9 lm	6.0%
80°-90°	222.2 lm	0.5%
Up Light	**0.0 lm**	**0.0%**
90°-180°	0.0 lm	0.0%
100°-180°	0.0 lm	0.0%

BUG* Rating	
Asymmetrical Luminare Types	
Type I, II, III, IV	B4-U0-G4
Quadrilateral Symmetrical Luminare Types	
Type V, Area Light	B4-U0-G4

* Backlight, Uplight, Glare

PHOTOMETRIC SPECIFICATIONS KT-ALED290PS-L2-OSA-XXX-8CSB-VDIM/G2 (TYPE V [5])

ISOCANDELA PLOT

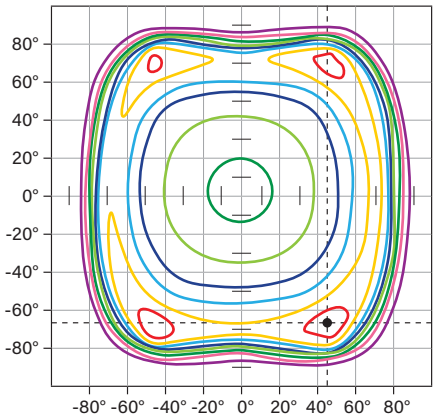

POLAR CANDELA DISTRIBUTION

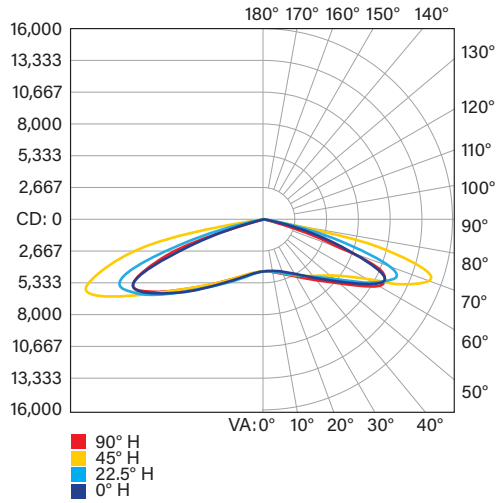

ZONAL LUMEN SUMMARY

Zone	Lumens	% Luminaire
Forward Light	**20,528.3 lm**	**76.3%**
0°-30°	2,066.0 lm	10.8%
30°-60°	8,741.6 lm	40.3%
60°-80°	9,390.4 lm	24.1%
80°-90°	330.3 lm	1.1%
Back Light	**21,682.2 lm**	**23.7%**
0°-30°	2,175.0 lm	6.0%
30°-60°	9,714.8 lm	11.1%
60°-80°	9,522.1 lm	6.0%
80°-90°	270.3 lm	0.6%
Up Light	**0.0 lm**	**0.0%**
90°-180°	0.0 lm	0.0%
100°-180°	0.0 lm	0.0%

BUG* Rating	
Asymmetrical Luminare Types	
Type I, II, III, IV	B5-U0-G4
Quadrilateral Symmetrical Luminare Types	
Type V, Area Light	B5-U0-G4

* Backlight, Uplight, Glare

KT-ALEDXXXPS-X2-OSA-XXX-8CSB-VDIM/G2

LED AREA LIGHT FIXTURE

EPA SPECIFICATIONS

MEDIUM AND LARGE-SIZE FIXTURE HOUSING

- Conditions: Horizontal winds only for calculations. Worst case total projected area used for calculations.
- All drag coefficients are set as worst case 1.2
- For details on exact EPA calculations and assumptions, please contact productsupport@keystonetech.com

EPA Calcs (1.2*ft^2 | View)		Single Fixture	2 Fixtures at 90°	2 Fixtures at 180°	3 Fixtures at 90°	3 Fixtures at 120°	4 Fixtures at 90°	2 Fixtures Side-by-Side	3 Fixtures Side-by-Side	4 Fixtures Side-by-Side
Mounting Application	**Fixture Position (Size)**									
Adjustable Pole Mount 	Horizontal (M)	0.50 sq. ft.	0.78 sq. ft.	1.01 sq. ft.	1.19 sq. ft.	1.28 sq. ft.	1.19 sq. ft.	0.74 sq. ft.	1.11 sq. ft.	1.48 sq. ft.
	Horizontal (L)	0.62 sq. ft.	0.90 sq. ft.	1.24 sq. ft.	1.42 sq. ft.	1.48 sq. ft.	1.42 sq. ft.	0.74 sq. ft.	1.11 sq. ft.	1.48 sq. ft.
Adjustable Pole Mount 	45° (M)	1.27 sq. ft.	1.73 sq. ft.	1.27 sq. ft.	2.20 sq. ft.	3.10 sq. ft.	2.20 sq. ft.	2.53 sq. ft.	3.80 sq. ft.	5.07 sq. ft.
	45° (L)	1.85 sq. ft.	2.43 sq. ft.	1.85 sq. ft.	3.01 sq. ft.	4.42 sq. ft.	3.01 sq. ft.	3.70 sq. ft.	5.55 sq. ft.	7.40 sq. ft.
Slipfitter Mount 	Horizontal (M)	0.48 sq. ft.	0.87 sq. ft.	0.97 sq. ft.	1.30 sq. ft.	1.37 sq. ft.	1.30 sq. ft.	0.86 sq. ft.	1.30 sq. ft.	1.73 sq. ft.
	Horizontal (L)	0.60 sq. ft.	0.98 sq. ft.	1.20 sq. ft.	1.53 sq. ft.	1.57 sq. ft.	1.53 sq. ft.	0.86 sq. ft.	1.30 sq. ft.	1.73 sq. ft.
Slipfitter Mount 	45° (M)	1.34 sq. ft.	1.80 sq. ft.	1.34 sq. ft.	2.28 sq. ft.	3.06 sq. ft.	2.28 sq. ft.	2.67 sq. ft.	4.01 sq. ft.	5.35 sq. ft.
	45° (L)	1.92 sq. ft.	2.51 sq. ft.	1.92 sq. ft.	3.09 sq. ft.	4.39 sq. ft.	3.09 sq. ft.	3.84 sq. ft.	5.76 sq. ft.	7.68 sq. ft.
Slipfitter Mount 	Vertical (M)	1.76 sq. ft.	2.25 sq. ft.	1.76 sq. ft.	2.73 sq. ft.	2.94 sq. ft.	2.73 sq. ft.	3.53 sq. ft.	5.29 sq. ft.	7.06 sq. ft.
	Vertical (L)	2.59 sq. ft.	3.19 sq. ft.	2.59 sq. ft.	3.80 sq. ft.	4.07 sq. ft.	3.80 sq. ft.	5.18 sq. ft.	7.77 sq. ft.	10.35 sq. ft.

KT-ALEDXXXPS-X2-OSA-XXX-8CSB-VDIM/G2

LED AREA LIGHT FIXTURE

ACCESSORIES (SOLD SEPARATELY)

SENSORS/CONTROLLERS

Factory-Installable OR Field-Installable (field-installable purchased separately)

✓	SUFFIX*	CATALOG NUMBER	DESCRIPTION	UPC	EASY CODE
	/3PN	KT-TLP-UV-3PN	NEMA Type Twist-Lock 3-Pin Photocell | 120–277V | 1800VA Max | Blue	843654131825	NQT-46
	/7PRS	KT-RSC-7PN	NEMA Type 7-Pin Receptacle	843654135205	BIZ-08
	/MW3	KTS-MW3-12V-PKO	12V Microwave Occupancy Sensor	843654130637	TRM-32
	/FC3**	KTSL-FC3-12V-PKO-PIR	Bluetooth mesh wireless screw-in LED controller for SmartLoop system | Integrated daylight sensor | PIR motion sensor	843654138862	OCW-60
	/FC4	KTSL-FC4-12V-PKO	Bluetooth mesh wireless screw-in low voltage fixture controller for SmartLoop system	843654149066	RUN-10



Twist-Lock Photocell
KT-TLP-UV-3PN



Twist-lock Receptacle
KT-RSC-7PN



Microwave Occupancy Sensor
KTS-MW3-12V-PKO



SmartLoop PIR Motion Sensor**
KTSL-FC3-12V-PKO-PIR



SmartLoop Controller
KTSL-FC4-12V-PKO

** For factory installation of accessory, add suffix to fixture part number (see ordering examples and instructions on last page of spec sheet).*

*** When installing on Keystone area lights, use small thin gasket provided with the sensor to ensure proper electrical connection and a water-tight seal. Hand tighten only. (Do NOT use the larger thick gasket. Sensor will not make electrical contact with thick gasket.) PIR sensors may not always perform reliably in typical outdoor environments. Ensure sensors are used and commissioned with this in mind. Consult Keystone for further information on the matter. When using KTSL-FC3-12V-PKO-PIR in applications with photosensor control for dusk to dawn, use 3-pin twist-lock photocells (KT-TLP-UV-3P) for optimal functionality.*

Field-Installable / Field-Use ONLY (purchased separately)

CATALOG NUMBER	DESCRIPTION	UPC	EASY CODE
KTS-MW3-REMOTECONTROL	Remote control for KTS-MW3-12V-XX Sensors | Sets and adjusts all sensor performance parameters	843654132020	XSR-61



Remote Control
KTS-MW3-REMOTECONTROL

(Accessories continued on next page)

KT-ALEDXXXPS-X2-OSA-XXX-8CSB-VDIM/G2

LED AREA LIGHT FIXTURE

ACCESSORIES (SOLD SEPARATELY) (continued)

MOUNTS/BRACKETS

Field-Installable / Field-Use ONLY (purchased separately)

CATALOG NUMBER	DESCRIPTION	HOUSING COLOR	UPC	EASY CODE
KT-ALED-GS-M2-KIT	Reversible glare shield | Medium size	Bronze	843654153797	HEM-55
KT-ALED-GS-L2-KIT	Reversible glare shield | Large size	Bronze	843654153810	RDW-18
KT-ALED-GS-M2-R-KIT	Right-side mounted glare shield | Medium size	Bronze	843654163895	OYO-78
KT-ALED-GS-M2-L-KIT	Left-side mounted glare shield | Medium size	Bronze	843654163901	GLB-48
KT-ALED-GS-L2-R-KIT	Right-side mounted glare shield | Large size	Bronze	843654163871	KAV-10
KT-ALED-GS-L2-L-KIT	Left-side mounted glare shield | Large size	Bronze	843654163888	PND-07
KT-ALED-WM-1-KIT	Wall mount	Bronze	843654158952	QCV-37



Reversible Glare Shield
KT-ALED-GS-M2-KIT



Left-Side Glare Shield
KT-ALED-GS-M2-L-KIT



Right-Side Glare Shield
KT-ALED-GS-M2-R-KIT



Wall Mount Kit
KT-ALED-WM-1-KIT



Reversible Glare Shield
KT-ALED-GS-L2-KIT



Left-Side Glare Shield
KT-ALED-GS-L2-L-KIT



Right-Side Glare Shield
KT-ALED-GS-L2-R-KIT

LENSES/REFLECTORS

Field-Installable / Field-Use ONLY (purchased separately)

CATALOG NUMBER	DESCRIPTION	UPC	EASY CODE
KT-ALED-LENS-M2-2-KIT	Type II optics lens | Used on Series 2 area lights | Medium size	843654153926	UDR-71
KT-ALED-LENS-M2-4-KIT	Type IV optics lens | Used on Series 2 area lights | Medium size	843654153964	PNA-91
KT-ALED-LENS-L2-2-KIT	Type II optics lens | Used on Series 2 area lights | Large size	843654153841	NFU-40
KT-ALED-LENS-L2-4-KIT	Type IV optics lens | Used on Series 2 area lights | Large size	843654153889	BSU-72



Lenses
KT-ALED-LENS-M2-X-KIT

Lenses
KT-ALED-LENS-L2-X-KIT

KT-ALEDXXXPS-X2-OSA-XXX-8CSB-VDIM/G2

LED AREA LIGHT FIXTURE

ORDERING INFORMATION

ORDER CODE	UPC	Easy Code	DLC PRODUCT ID
KT-ALED140PS-M2-OSA-USF-8CSB-VDIM/G2	843654173665	CAV-03	S-5110XF
KT-ALED290PS-L2-OSA-USF-8CSB-VDIM/G2	843654173672	XNK-05	S-BGD5N9
KT-ALED140PS-M2-OSA-PMA-8CSB-VDIM/G2	843654173689	XRU-72	S-W6T03Q
KT-ALED290PS-L2-OSA-PMA-8CSB-VDIM/G2	843654173696	RJQ-14	S-YXDB3M

CATALOG NUMBER BREAKDOWN

KT-ALEDXXXPS-X2-OSA-XXX-8CSB-VDIM/G2

1 2 3 4 5 6 7 8 9 10 11 12 13 14

1 Keystone Technologies
2 Area Light
3 LED Technology
4 Max Wattage
5 Power Select
6 Size / Shape
7 Optic Swap
8 Optic Swap Designation
9 Mounting
10 80 CRI
11 Color Select
12 Color Select Designation
13 0-10V Dimming
14 Generation 2

4 Max Wattage

140	140W
290	290W

6 Size / Shape

M	Medium
L	Large

8 Optic Swap Designation

A	Type III lens installed, V lens included

9 Mounting

USF	Universal Slipfitter Mount
PMA	Adjustable Pole Mount

12 Color Select Designation

B	3000/4000/5000K

ORDERING EXAMPLES

FIXTURE WITH SINGLE FACTORY-INSTALLED ACCESSORY

KT-ALED140PS-M2-OSA-USF-8CSB-VDIM/G2 /7PRS

FIXTURE WITH NO FACTORY-INSTALLED ACCESSORIES

KT-ALED140PS-M2-OSA-USF-8CSB-VDIM/G2

KEYSTONE FIXTURE

CATALOG NUMBER
KT-ALED140PS-M2-OSA-USF-8CSB-VDIM/G2

SENSORS

✓	SUFFIX	CATALOG NUMBER
✓	/7PRS	KT-RSC-7PN

** When ordering more than one factory-installed accessory, use multiple suffixes as shown in the ordering examples above.*
***Note:** All accessories can also be ordered separately for field installation using just their regular Catalog Number, UPC, or Easy Code.*