International Coatings™
Textile Screen Printing Inks

# LEGACY WHITE™ 2.0
# 7014

Flex Cure™



## RECOMMENDED FABRICS
100% Cotton
50/50 Cotton/Polyester Blends
Some polyester



## INK APPLICATION
Legacy White™ 2.0 should be used right from the container without any modifications



## ADDITIVES
If modification is necessary, use 1% to 0% by weight of 1099 Low Bleed Curable Reducer



## SCREEN MESH
60-230 t/in (24-90 t/ m monofilament



## EMULSION
Any direct or indirect emulsion or capillary film in the 35 to 70 micron range



## SQUEEGEE
65-75 Durometer
Sharp edge



## CURE TEMPERATURES
300 to 325°F (149 to 163°C) for one minute. Dependent on dryer speed and temperature settings



## CLEAN-UP
Any eco-friendly plastisol screen wash



## PRODUCT PACKAGING
1 gallon, 5 gallon, 30 gallon or 50 gallon containers



## STORAGE OF INK CONTAINERS
65°F to 90°F (18°C to 32°C)
Avoid storage in direct sunlight

Keep containers well sealed



## SDS
Refer to SDS prior to use

## FEATURES

New and Improved Legacy White™ 2.0 is an excellent low bleed, high pigment, fast flashing, low tack, non-phthalate plastisol screen printing ink.

Legacy White™ 2.0 has a super creamy viscosity and medium body, making the ink suitable for both auto and manual presses.

Legacy White™ 2.0 offers superior performance through fast production speeds, exceptional brightness, excellent opacity, and low-sheen finish.

Legacy White™ 2.0 is now part of our FlexCure™ line, which means it can be cured across a range of temperatures. For Legacy White™ 2.0, that range is **300°F to 325°F (149°C to 163°C)**. Legacy White™ 2.0's low-cure, low-bleed properties help stem dye migration on cotton/poly blends as well as on most polyester substrates.

## SPOT FLASHING

Legacy White™ 2.0 will spot dry, with a very low after flash tack. Dwell time depends on the spot dryer used. In some cases, you may have to lower the heat of the spot cure unit because too much heat may make the ink tacky. When you spot dry, you are only partially fusing or gelling the surface of the ink. The ink should just dry to the touch, with no lift off, but not totally fused. Totally fusing the underprint white may cause inter-coat adhesion problems with the inks printed on top of the white ink. Final fusing or curing occurs in the dryer.

## IMPORTANT INFORMATION

Legacy White™ is a low bleed ink, not a non-bleed ink. On some types of fabric, bleeding or dye migration may occur. Always test print the fabric to be printed before beginning production. It is best to do some long-term testing on fabrics to determine if they are going to bleed. Bleeding or dye migration may not occur right away.

Legacy White™ 2.0 was formulated to make printing opaque white easy. Hand printing is less tiring because less squeegee pressure is needed. The result is an improved operator performance due to superior ink rheology. Automatic equipment can be adjusted to lower pressure settings, thus improving screen life, squeegee durability and overall print quality.

Legacy White™ 2.0, compared to other opaque whites, prints more easily. You will find that a finer screen mesh can be used to achieve the same opacity as a more open mesh. This means less ink will be needed, a real money saver in terms of ink usage. It also means a softer hand on flashed or finished fabrics.

Adding any reducers or additives can lower bleed resistance, reduce opacity, or increase cure times of ink. STIR the ink prior to printing on press and after the addition of reducers or additives.

Test dryer temperatures and wash test printed product before and during a production run.

## LEGAL DISCLAIMER

Recommendations and statements made are based on International Coatings' research and experience. Since International Coatings does not have any control over the conditions of use or storage of the product sold, International Coatings cannot guarantee the results obtained through use of its products. All products are sold and samples given without any representation of warranty, expressed or implied, of fitness for any particular purpose or otherwise, and upon condition that the buyer shall determine the suitability of the product for its own purpose. This applies also where rights of third parties are involved. It does not release the user from the obligation to test the suitability of the product for the intended purpose and application.

REV 2500001

13929 166th St., Cerritos, CA 90703 • PH (800) 423-4103 or (562) 926-1010 • FAX (562) 926-9486 • E-mail icinfo@iccink.com • www.iccink.com