KT-WPLED120PS-L4-8CSB-VDIM

SLIM 120W LED WALL PACK

DESCRIPTION

Slim Non Cutoff LED Wall Pack | Power Select | Color Select | 120-277V Input | Large Housing | Bronze Finish | Glass Lens

APPLICATION

Building mount for exterior illumination (perimeters, pathways, loading docks, and other general security lighting requirements)



5 YEAR WARRANTY

PRODUCT FEATURES

- Keystone Power Select technology (120/100/80W)
- Keystone Color Select technology (3000/4000/5000K)
- Slim, low profile design that matches footprint and distribution of legacy HID wall packs. Optimized for one-for-one replacements
- Heavy duty die cast aluminum housing with (5) 1/2" threaded conduit hubs: (1) on back and (1) on all four sides
- Powered by Keystone 0–10V dimming LED drivers
- Built-in dusk-to-dawn photocell behind translucent 3/4" threaded plug with anti-yellowing agent
- Borosilicate glass lens diffuses light source and provides uniform distribution
- Covers footprint of mid-size HID wallpacks
- Ambient operating temperature: –40ºC/–40ºF to 50ºC/122ºF
- UL Certified for wet locations; IP65 rated
- Fixture impact rating IK06
- Power Factor: >0.95
- THD: <20%
- LED chip lifetime: L70 >100,000 hrs @ 25ºC/77ºF ambient fixture temperature
- Meets FCC Part 15, Part B, Class A standards for conducted and radiated emissions

PRODUCT SPECIFICATIONS

Catalog Number	Wattage	CCT	Lumens	Efficacy	Input Voltage	Dimming	CRI	Photocell	Housing Color	Legacy Equivalent
KT-WPLED120PS-L4-8CSB-VDIM	120W	3000K	17040	142 lm/W	120–277V	0–10V	>80	Included	Bronze	400W MH
		4000K	17640	147 lm/W						
		5000K	16920	141 lm/W						
	100W	3000K	13900	139 lm/W						
		4000K	14300	143 lm/W						
		5000K	13900	139 lm/W						
	80W	3000K	11280	141 lm/W						
		4000K	11520	144 lm/W						
		5000K	11440	143 lm/W						

** Color Uniformity: CCT (Correlated Color Temperature) range as per guidelines outlined in ANSI C78.377-2017*

KT-WPLED120PS-L4-8CSB-VDIM

SLIM 120W LED WALL PACK

PHYSICAL SPECIFICATIONS

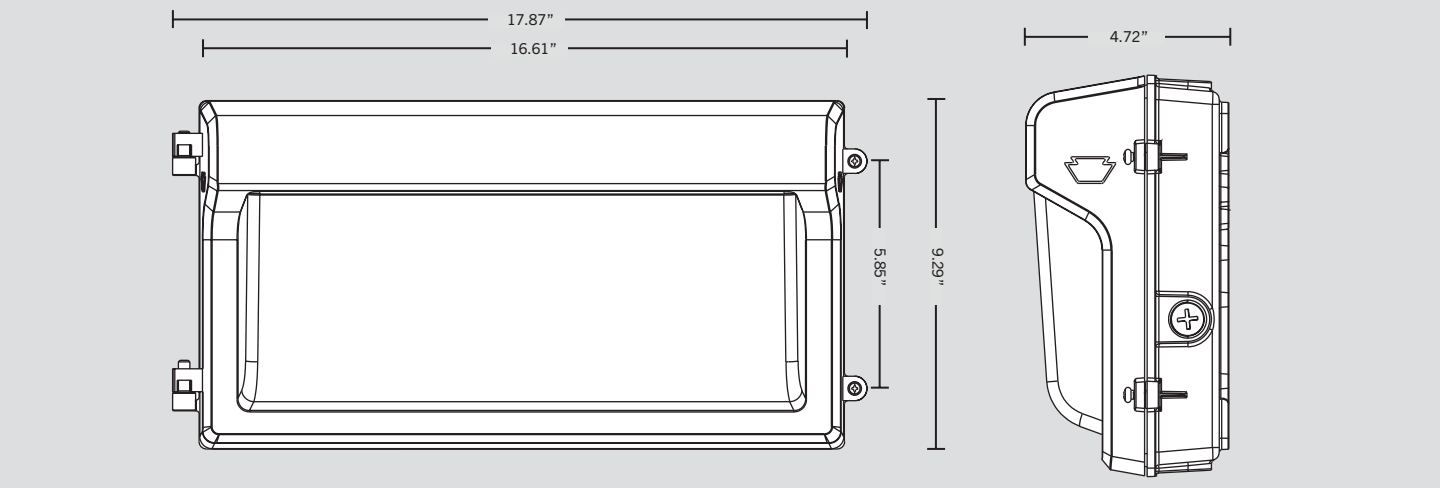

GENERAL SETUP INSTRUCTIONS

GENERAL WIRING DIAGRAM

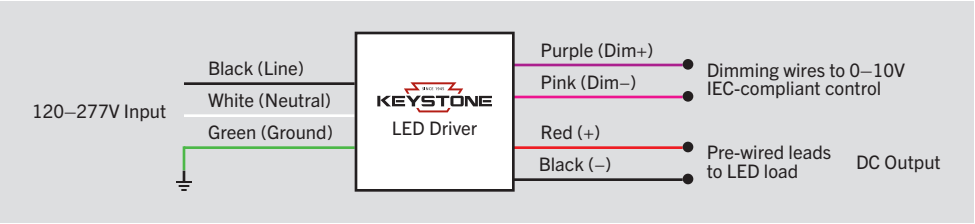

Caution: Before installing, make certain that AC power to the fixture is off.

Caution: The electrical rating of this product is 120–277V. Installer must confirm that there is 120–277V at the fixture before installation.

PHOTOCELL ENABLE/DISABLE

This fixture is equipped with a dusk-to-dawn photocell behind the translucent knock-out (KO) cover. Adjust the dip switch to enable (ON) or disable (OFF) the photocell function (see illustrations to the right). Fixture comes pre-set with photocell enabled unless otherwise noted.

COLOR SELECT (CCT) ADJUSTMENT

This fixture is equipped with Color Select technology. There is an adjustable dip switch behind the translucent knock-out (KO) cover to change CCT between 5000K, 4000K, and 3000K (see illustrations to the right). Fixture comes preset at 5000K unless otherwise noted.

POWER SELECT (WATTAGE) ADJUSTMENT

The Power Select dial for this fixture is located inside of the housing. To access the dial, open the fixture face (see below instructions for reference).This wall pack is selectable between 3 wattage options, and is preset to the highest option. Please see chart below for details.

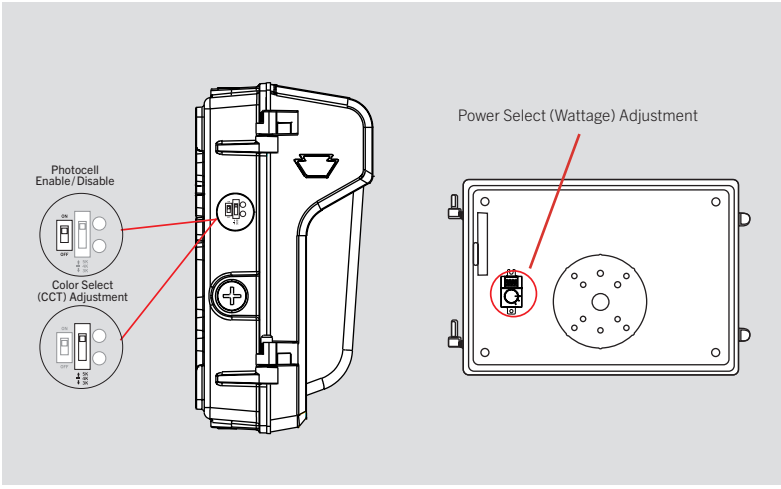

KT-WPLED120PS-L4-8CSB-VDIM

SLIM 120W LED WALL PACK

PHOTOMETRIC SPECIFICATIONS

ISOCANDELA PLOT

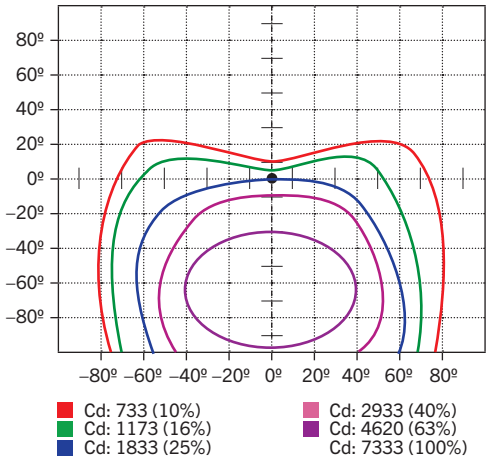

LUMINOUS INTENSITY DISTRIBUTION

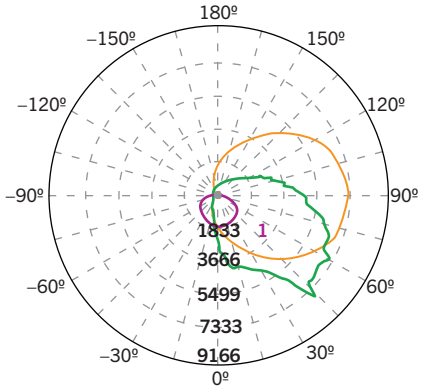

Average diffuse angle (50%): **121.5º**

1 Violet C0 – C180

2 Green C90 – C270

3 Orange G44

Unit: cd

FLUX DISTRIBUTION

Zone	Lumens	% Luminaire
Forward Light	12,129 lm	75.2%
0º–30º	1,378 lm	8.5%
30º–60º	5,094 lm	31.6%
60º–80º	4,060 lm	25.2%
80º–90º	1,597 lm	9.9%
Back Light	979 lm	6.1%
0º–30º	382 lm	2.4%
30º–60º	381 lm	2.4%
60º–80º	173 lm	1.1%
80º–90º	43 lm	0.3%
Up Light	3,022 lm	18.7%
90º–100º	1,131 lm	7.0%
100º–180º	1,891 lm	11.7%

BUG* Rating	
Asymmetrical Luminare Types	
Type I, II, III, IV	B1 U5 G5
Quadrilateral Symmetrical Luminare Types	
Type V, Area Light	B1 U5 G5

** **B**acklight, **U**plight, **G**lare*

MOUNTING

Side view

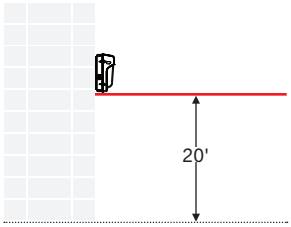

LIGHT DISTRIBUTION PATTERN

Isometric view from above; Luminaire mounted at 20'

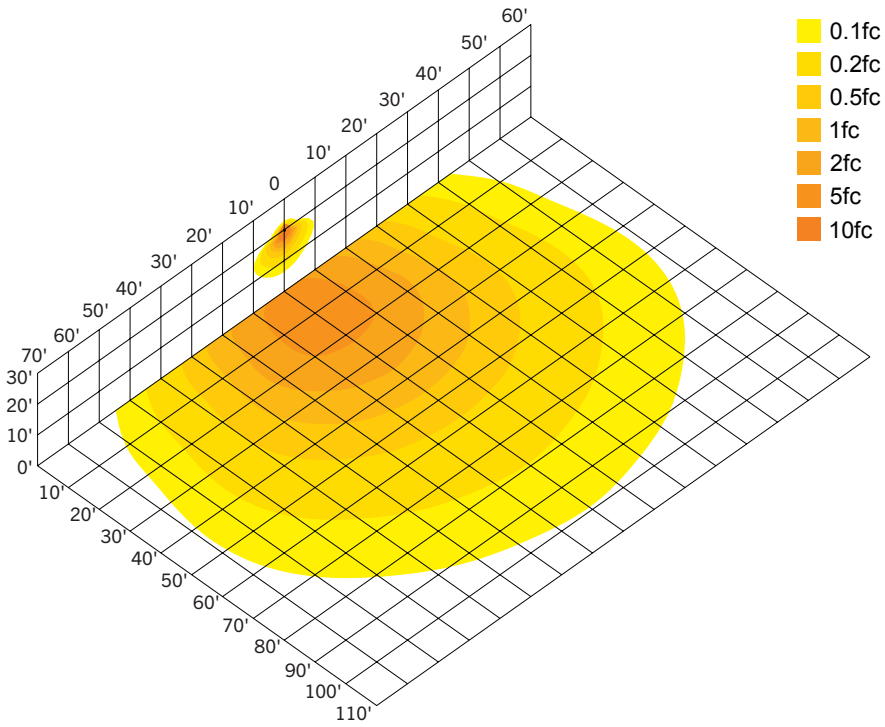

KT-WPLED120PS-L4-8CSB-VDIM

SLIM 120W LED WALL PACK

ACCESSORIES

SENSORS

Factory-Installable OR Field-Installable (field-installable purchased separately)

✓	SUFFIX*	CATALOG NUMBER	DESCRIPTION	UPC	EASY CODE
	/MW3	KTS-MW3-UV-KO-K1	Microwave Sensor Kit, Includes 120-277V input to 12V DC convertor & 12V input sensor head, IP65. Bi-Level Control with Adjustable Hold Time, Dim Level and Standby Time. Installs via standard 1/2in KO	843654134147	BKG-51



Microwave Sensor Kit
KTS-MW3-UV-KO-K1

** For factory installation of accessory, add suffix to fixture part number (see ordering examples and instructions on last page of spec sheet).*

CORD SETS

Factory-Installable OR Field-Installable (field-installable purchased separately)

✓	SUFFIX*	CATALOG NUMBER	DESCRIPTION	UPC	EASY CODE
	/515P6	KT-CS-515P-6-18/3	Cord set for high bay; 125V NEMA 5-15P; straight blade plug; 6' SJTOW cable; 18/3 wire	843654140124	UKH-26
	/L515P6	KT-CS-L515P-6-16/3	Cord set for high bays; 250V NEMA L5-15P; twist lock plug; 6' SJTOW cable; 16/3 wire	843654140186	POC-82



Cord Sets

** For factory installation of accessory, add suffix to fixture part number (see ordering examples and instructions on last page of spec sheet).*
***Note:** For cord sets not listed here, please contact your Keystone sales rep.*

SURGE PROTECTORS

Factory-Installable OR Field-Installable (field-installable purchased separately)

✓	SUFFIX*	CATALOG NUMBER	DESCRIPTION	UPC	EASY CODE
	/10KV	KTSP-10KV-C	External Surge Protector, compact design. Parallel Wiring, 120-277V Input, Max Peak Protection (10KV, 10KA)	843654129204	BUU-26



External Surge Protector
KTSP-10KV-C

** For factory installation of accessory, add suffix to fixture part number (see ordering examples and instructions on last page of spec sheet).*

** For factory installation of accessory, add suffix to fixture part number (see ordering examples and instructions on last page of spec sheet).*

KT-WPLED120PS-L4-8CSB-VDIM

SLIM 120W LED WALL PACK

ORDERING INFORMATION

CATALOG NUMBER	PACK QTY.	EASY CODE	UPC
KT-WPLED120PS-L4-8CSB-VDIM	1	XCB-90	843654155555

CATALOG NUMBER BREAKDOWN

KT-WPLED120PS-L4-8CSB-VDIM

1 2 3 4 5 6 7 8 9 10 11

1 Keystone Technologies
2 Fixture Type
3 LED Lamp
4 Max Wattage
5 Power Select
6 Size
7 Style
8 Color Temperature
9 Color Select Designation
10 Dimming
11 Additional Options (see below for details)

2 Fixture Type

WP	Wall Pack

6 Size

L	Large

7 Style

4	Slim, Low Profile

8 CRI

8	>80

9 Color Select Designation

B	3000/4000/5000K

10 Dimming

VDIM	0–10V

ORDERING EXAMPLES

FIXTURE WITH MULTIPLE FACTORY-INSTALLED ACCESSORIES*

KT-WPLED120PS-L4-8CSB-VDIM /MW3/515P6

FIXTURE WITH SINGLE FACTORY-INSTALLED ACCESSORY

KT-WPLED120PS-L4-8CSB-VDIM /MW3

FIXTURE WITH NO FACTORY-INSTALLED ACCESSORIES

KT-WPLED120PS-L4-8CSB-VDIM

KEYSTONE FIXTURE

CATALOG NUMBER
KT-WPLED35-M1-8CSB-VDIM

SENSORS

✓	SUFFIX	CATALOG NUMBER
✓	/MW3	KTS-MW3-UV-KO-K1

CORD SETS

✓	SUFFIX	CATALOG NUMBER
✓	/515P6	KT-CS-515P-6-18/3

** When ordering more then one factory-installed accessory, use multiple suffixes as shown in the ordering examples above.*
***Note:** All accessories can also be ordered separately for field installation using just their regular Catalog Number, UPC, or Easy Code.*