

www.ventextech.com
Product Catalog 2017

It's a NEW DAY at

VENTEX® TECHNOLOGY, LLC

NEW LOOK • NEW SALES TEAM • NEW SUPPORT SERVICES

OUR MISSION

VENTEX TECHNOLOGY, LLC strives to enhance, promote and preserve the neon industry with products, knowledge, and resources. Ventex will develop, understand and implement more modern lighting sources to meet the needs of the illuminated sign industry with unmatched sign industry experience, innovation and engineering capabilities.

#WeLoveNeon

Table of Contents

Magnetic Neon Transformers 4

Electronic Neon Power Supplies

Outdoor

Electronic Neon Power Supplies 120VAC 7
Electronic Neon Power Supplies 277VAC 15

Indoor

Electronic Neon Power Supplies 120VAC 20
Electronic Neon Power Supplies 12VDC Transformers 24

Class 2 LED Power Supplies 28

Venbrite LED Lighting Systems

Modules

System 100 LED Sign Lighting 43
Slim Series LED Sign Lighting 44
System 200 LED Sign Lighting 45

Drivers

VLP-100-120 47
VLP-125SPD-120 48
VLP-100-277 49
VLP-100D-U 50
VLP-200-120 51
VLP-200-277 52
VLP-200D-U 53

Snap Sticks & Accessories

Small Wire Nuts & GTO Retrofit Wire Nuts 55
Low Voltage LED Wire 56
Snap Clips & Snap Stick 57

Sign Accessories

Transformer Box Enclosures (WET Location) 59
Toggle Switch & Accessories 61
Federal Porcelain Panel Bushings & GTO Silicone Integral Sleeve Wire 62
Silicone Neon Boots & Caps 63
UL/cUL ABSKO Sign Products and Neon Porcelain Housings 65
Channel Bond Adhesive™ 66
Resin Bond Adhesive™ 68
Hypo Glue Applicators 69
T12 Fluorescent HO Lampholders and High Voltage Junction Boxes 70
Fluorescent & Neon Tube Tester 71
Ventex AC Adapter 72

Service Inventory 73

Resources 74

Magnetic Neon Transformers

WEB www.ventextech.com EMAIL info@ventextech.com PHONE 803-794-8061 FAX 803-794-8528

Magnetic Neon Transformers

Finally, a UL Listed Transformer full of Transformer, and not tar resin!

Self-Adjusting Outdoor Type 2
The UNT Service Pro™



GO Model



Part of the G Series

- **"Coolest Transformer" on the Market**
- **Solid Copper Windings**
- **Balanced Mid-Point Return Terminal**
- **Epoxy Resin Fill, Not Tar**

SPECIFICATIONS

	UNT Tank®	Input Voltage	Output	Replaces	Length	Width	Height
67150	UNT1512N3GO Service Pro	120V	30mA	15,000V, 12,000V, 10,500V	10.875"	4.375"	5.5"
67250	UNT1512N3G Service Pro	120V	30mA	15,000V, 12,000V, 10,500V	10.875"	4.375"	5.5"
67260	UNT912N3G Service Pro	120V	30mA	9,000V, 7,500V, 6,000V, 4,000V	9.85"	3.625"	3.875"

The UNT 15KV Service Pro™ also comes in a model with secondaries on the same side- UNT1512N3G. Ventex Technology, LLC warrants the UNT Service Pro™ to be free from defects in the manufacturing and workmanship for a period of two years from the date of manufacture.

WEB www.VentexTech.com EMAIL info@ventextech.com PHONE 803-794-8061 FAX 803-794-8528

Magnetic Outdoor Transformers

Ventex offers a range of ongoing Export Transformers.



Outdoor 120VAC

Part Number	Description
61500	NT1512N3 Export Model (15,000V, 120V, 30mA)
61505	NT1212N3 Export Model (12,000V, 120V, 30mA)
61510	NT912N3 Export Model (9,000V, 120V, 30mA)

WEB www.VentexTech.com EMAIL info@ventextech.com PHONE 803-794-8061 FAX 803-794-8528

Electronic Neon Power Supplies

Outdoor

120VAC

WEB www.ventextech.com EMAIL info@ventextech.com PHONE 803-794-8061 FAX 803-794-8528

Generation III

Electronic Neon Power Supply
For Direct Mount Inside Channel Letters
or Channel Letter Wire Raceways
OUTDOOR
VT 4030CL-120

VT 4030CL-120



FEATURES AND BENEFITS

- UL 2161 listed
- Complies with CSA22.2, No 107.1 and No. 3
- Offers open and short circuit protection
- All models are self-adjusting
- Automatic overload shutdown feature
- High power factor
- Grounding foot and green wire
- ½" conduit fitting for primary wiring
- Integral sleeve GTO (length listed below)
- Utilizes standard fill pressures

SPECIFICATIONS

Input Voltage	120 VAC (±10%) 50/60Hz
Input Current	0.3A rms max.
Power Factor	0.95
Output Frequency	Variable
Output Voltage	0V-4,000V
Output Current	30mA
Operating Temperature	-30° to 122°F (-34° to 50°C)
Driving Distance* (Based on Standard 12mm tube. Deduct one foot from driving footages for each pair of electrodes.)	
Neon	1-10 ft (0.3-3.0 m)
Mercury	1-12 ft (0.3-3.7 m)

**See Ventex Luminous Tube Footage Chart on page 75 for more information.*

DIMENSIONS

Length (A)	5.10 in	13.0 cm
Width (B)	1.80 in	4.6 cm
Height (C)	1.40 in	3.6 cm
Mounting (D)	4.50 in	11.4 cm
Mounting (E)	1.18 in	3.0 cm
Weight	15.0 oz	425 g
Primary Leads	36.0 in	91.4 cm
GTO Leads	24.0 in	61.0 cm

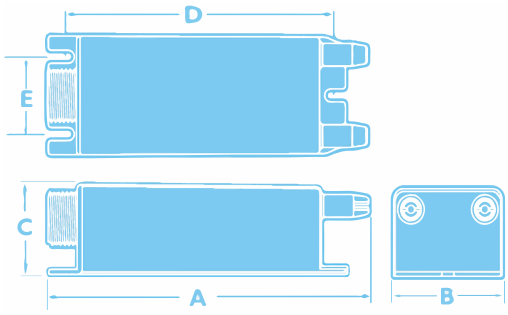

Exclusive: These units are protected by Ventex's patented protective circuitry to prevent false tripping due to capacitive current. Patent #5892646

Generation

Electronic Neon Power Supply
For Direct Mount Inside Channel Letters
or Channel Letter Wire Raceways
OUTDOOR
VT 4060CL-120

VT 4060CL-120



FEATURES AND BENEFITS

- UL 2161 listed
- Complies with CSA22.2, No 107.1 and No. 3
- Offers open and short circuit protection
- All models are self-adjusting
- Automatic overload shutdown feature
- High power factor
- Grounding foot and green wire
- ½" conduit fitting for primary wiring
- Integral sleeve GTO (length listed below)
- Utilizes standard fill pressures

SPECIFICATIONS

Input Voltage	120 VAC (±10%) 50/60Hz
Input Current	0.6A rms
Power Factor	0.95
Output Frequency	Variable
Output Voltage	0V-4,000V
Output Current	60mA
Operating Temperature	-30° to 122°F (-34° to 50°C)
Driving Distance* (Based on Standard 12mm tube. Deduct one foot from driving footages for each pair of electrodes.)	
Neon	1-10 ft (0.25-3.1m)
Mercury	1-12 ft (0.25-3.7m)

See Ventex Luminous Tube Footage Chart on page 75 for more information.

DIMENSIONS

Length (A)	7.0 in	17.8 cm
Width (B)	1.95 in	5.0 cm
Height (C)	1.40 in	3.6 cm
Mounting (D)	6.50 in	16.5 cm
Mounting (E)	1.38 in	3.5 cm
Weight	22.0 oz	624 g
Primary Leads	36.0 in	91.4 cm
GTO Leads	32.0 in	81.3 cm

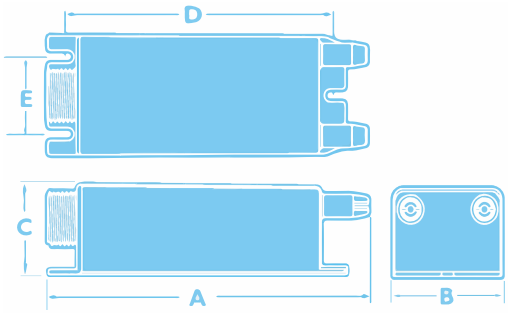

Exclusive: These units are protected by Ventex's patented protective circuitry to prevent false tripping due to capacitive current. Patent #5892646

WEB www.ventextech.com EMAIL info@ventextech.com PHONE 803-794-8061 FAX 803-794-8528

Generation

Electronic Neon Power Supply
For Direct Mount Inside Channel Letters
or Channel Letter Wire Raceways
OUTDOOR
VT 6030CL-120

VT 6030CL-120



FEATURES AND BENEFITS

- UL 2161 listed
- Complies with CSA22.2, No 107.1 and No. 3
- Offers open and short circuit protection
- All models are self-adjusting
- Automatic overload shutdown feature
- High power factor
- Grounding foot and green wire
- ½" conduit fitting for primary wiring
- Integral sleeve GTO (length listed below)
- Utilizes standard fill pressures

SPECIFICATIONS

Input Voltage	120 VAC (±10%) 50/60Hz
Input Current	0.6A rms max.
Power Factor	0.95
Output Frequency	Variable
Output Voltage	0V-6,000V
Output Current	30mA
Operating Temperature	-30° to 122°F (-34° to 50°C)
Driving Distance* (Based on Standard 12mm tube. Deduct one foot from driving footages for each pair of electrodes.)	
Neon	3-16 ft (1.0-4.9m)
Mercury	3-20 ft (1.0-5.8m)

See Ventex Luminous Tube Footage Chart on page 75 for more information.

DIMENSIONS

Length (A)	7.0 in	17.8 cm
Width (B)	1.95 in	4.9 cm
Height (C)	1.40 in	3.6 cm
Mounting (D)	6.50 in	16.5 cm
Mounting (E)	1.38 in	3.5 cm
Weight	22.0 oz	624 g
Primary Leads	36.0 in	91.4 cm
GTO Leads	32.0 in	81.3 cm

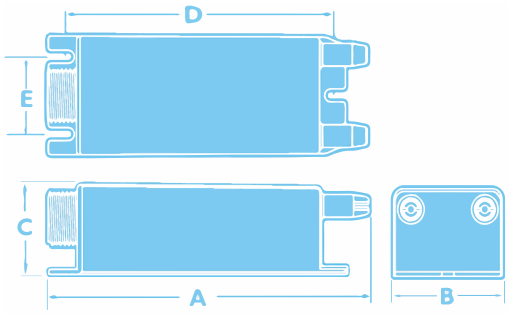

Exclusive: These units are protected by Ventex's patented protective circuitry to prevent false tripping due to capacitive current. Patent #5892646

Generation III

Electronic Neon Power Supply
For Direct Mount Inside Channel Letters
or Channel Letter Wire Raceways
OUTDOOR
VT 6060CL-120

VT 6060CL-120



FEATURES AND BENEFITS

- UL 2161 listed
- Complies with CSA22.2, No 107.1 and No. 3
- Offers open and short circuit protection
- All models are self-adjusting
- Automatic overload shutdown feature
- High power factor
- Grounding foot and green wire
- ½" conduit fitting for primary wiring
- Integral sleeve GTO (length listed below)
- Utilizes standard fill pressures

SPECIFICATIONS

Input Voltage	120 VAC (±10%) 50/60Hz
Input Current	1.8A rms max.
Power Factor	0.93
Output Frequency	Variable
Output Voltage	0V-6,000V
Output Current	60mA
Operating Temperature	-30° to 122°F (-34° to 50°C)
Driving Distance* (Based on Standard 12mm tube. Deduct one foot from driving footages for each pair of electrodes.)	
Neon	3-16 ft (1-4.9m)
Mercury	3-20 ft (1.0-5.8m)

**See Ventex Luminous Tube Footage Chart on page 75 for more information.*

DIMENSIONS

Length (A)	6.65 in	16.9 cm
Width (B)	3.0 in	7.6 cm
Height (C)	1.55 in	3.9 cm
Mounting (D)	6.13 in	15.6 cm
Mounting (E)	2.25 in	5.7 cm
Weight	34.0 oz	946 g
Primary Leads	36.0 in	91.4 cm
GTO Leads	32.0 in	81.3 cm

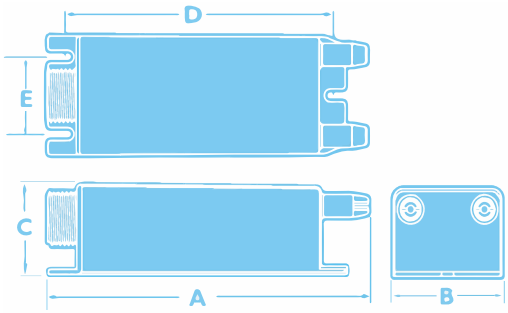

Exclusive: These units are protected by Ventex's patented protective circuitry to prevent false tripping due to capacitive current. Patent #5892646

WARRANTY 2 YEAR

WEB www.ventextech.com EMAIL info@ventextech.com PHONE 803-794-8061 FAX 803-794-8528

VENTEX TECHNOLOGY, LLC

Generation

Electronic Neon Power Supply
For Direct Mount Inside Channel Letters
or Channel Letter Wire Raceways
OUTDOOR
VT 9030CL-120

VT 9030CL-120



FEATURES AND BENEFITS

- UL 2161 listed
- Complies with CSA22.2, No 107.1 and No. 3
- Offers open and short circuit protection
- All models are self-adjusting
- Automatic overload shutdown feature
- High power factor
- Grounding foot and green wire
- ½" conduit fitting for primary wiring
- Integral sleeve GTO (length listed below)
- Utilizes standard fill pressures

SPECIFICATIONS

Input Voltage	120 VAC (±10%) 50/60Hz
Input Current	0.9A rms
Power Factor	0.95
Output Frequency	Variable
Output Voltage	0V-9,000V
Output Current	30mA
Operating Temperature	-30° to 122°F (-34° to 50°C)
Driving Distance* (Based on Standard 12mm tube. Deduct one foot from driving footages for each pair of electrodes.)	
Neon	4-26 ft (1.2-7.9 m)
Mercury	4-31 ft (1.2-9.5 m)

**See Ventex Luminous Tube Footage Chart on page 75 for more information.*

DIMENSIONS

Length (A)	6.65 in	16.9 cm
Width (B)	3.0 in	7.6 cm
Height (C)	1.55 in	3.9 cm
Mounting (D)	6.13 in	15.6 cm
Mounting (E)	2.25 in	5.7 cm
Weight	34.0 oz	964 g
Primary Leads	36.0 in	91.4 cm
GTO Leads	32.0 in	81.3 cm

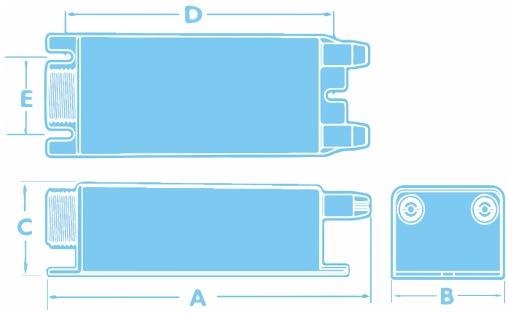

Exclusive: These units are protected by Ventex's patented protective circuitry to prevent false tripping due to capacitive current. Patent #5892646

Generation III

Electronic Neon Power Supply
For Direct Mount Inside Channel Letters
or Channel Letter Wire Raceways
OUTDOOR
VT 9060CL-120

VT 9060CL-120



FEATURES AND BENEFITS

- UL 2161 listed
- Complies with CSA22.2, No 107.1 and No. 3
- Offers open and short circuit protection
- All models are self-adjusting
- Automatic overload shutdown feature
- High power factor
- Grounding foot and green wire
- ½" conduit fitting for primary wiring
- Integral sleeve GTO (length listed below)
- Utilizes standard fill pressures

SPECIFICATIONS

Input Voltage	120 VAC (±10%) 50/60Hz
Input Current	1.85A rms
Power Factor	0.98 min.
Output Frequency	20 kHz Fixed
Output Voltage	0V-9,000V
Output Current	60mA
Operating Temperature	-30° to 122°F (-34° to 50°C)
Driving Distance* (Based on Standard 12mm tube. Deduct one foot from driving footages for each pair of electrodes.)	
Neon	4-26 ft (1.2-7.9 m)
Mercury	4-31 ft (1.2-9.5 m)

**See Ventex Luminous Tube Footage Chart on page 75 for more information.*

DIMENSIONS

Length (A)	8.63 in	22.0 cm
Width (B)	3.5 in	8.9 cm
Height (C)	1.70 in	4.3 cm
Mounting (D)	8.13 in	20.7 cm
Mounting (E)	2.25 in	5.7 cm
Weight	52.0 oz	1,474 g
Primary Leads	36.0 in	91.4 cm
GTO Leads	32.0 in	81.3 cm

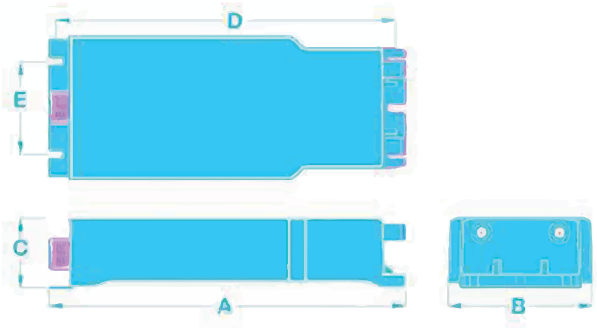

Exclusive: These units are protected by Ventex's patented protective circuitry to prevent false tripping due to capacitive current. Patent #5892646

WARRANTY 2 YEAR

WEB www.ventextech.com EMAIL info@ventextech.com PHONE 803-794-8061 FAX 803-794-8528

VENTEX TECHNOLOGY, LLC

Generation III

Electronic Neon Power Supply
For Direct Mount Inside Channel Letters
or Channel Letter Wire Raceways
OUTDOOR
VT 12030CL-120

VT 12030CL-120



FEATURES AND BENEFITS

- UL 2161 listed
- Complies with CSA22.2, No 107.1 and No. 3
- Offers open and short circuit protection
- All models are self-adjusting
- Automatic overload shutdown feature
- High power factor
- Grounding foot and green wire
- ½" conduit fitting for primary wiring
- Integral sleeve GTO (length listed below)
- Utilizes standard fill pressures

SPECIFICATIONS

Input Voltage	120 VAC (±10%) 50/60Hz
Input Current	1.25A rms
Power Factor	0.98 min.
Output Frequency	20 kHz Fixed
Output Voltage	0V-12,000V
Output Current	30mA
Operating Temperature	-30° to 122°F (-34° to 50°C)
Driving Distance* (Based on Standard 12mm tube. Deduct one foot from driving footages for each pair of electrodes.)	
Neon	4-35 ft (1.2-10.7m)
Mercury	4-42 ft (1.2-12.8m)

**See Ventex Luminous Tube Footage Chart on page 75 for more information.*

DIMENSIONS

Length (A)	8.63 in	22.0 cm
Width (B)	3.50 in	8.9 cm
Height (C)	1.7 in	4.3 cm
Mounting (D)	8.13 in	20.7 cm
Mounting (E)	2.25 in	5.7 cm
Weight	52.0 oz	1,474 g
Primary Leads	36.0 in	91.4 cm
GTO Leads	32.0 in	81.3 cm

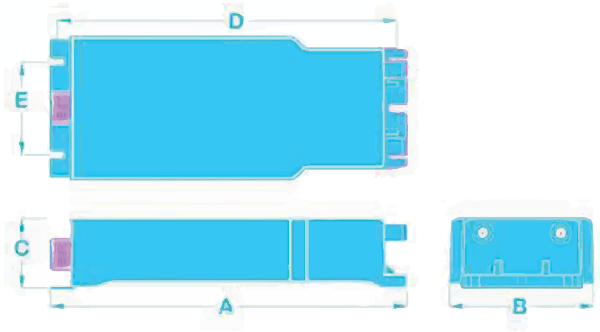

Exclusive: These units are protected by Ventex's patented protective circuitry to prevent false tripping due to capacitive current. Patent #5892646

Electronic Neon Power Supplies

Outdoor

277VAC

WEB www.ventextech.com EMAIL info@ventextech.com PHONE 803-794-8061 FAX 803-794-8528

Generation III

Electronic Neon Power Supply
For Direct Mount Inside Channel Letters
or Channel Letter Wire Raceways
OUTDOOR
VT 4030CL-277

VT 4030CL-277



FEATURES AND BENEFITS

- UL 2161 listed
- Complies with CSA22.2, No 107.1 and No. 3
- Offers open and short circuit protection
- All models are self-adjusting
- Automatic overload shutdown feature
- High power factor
- Grounding foot and green wire
- ½" conduit fitting for primary wiring
- Integral sleeve GTO (length listed below)
- Utilizes standard fill pressures

SPECIFICATIONS

Input Voltage	277 VAC (±10%) 50/60Hz
Input Current	0.2A rms max.
Power Factor	0.92
Output Frequency	Variable
Output Voltage	0V-4,000V
Output Current	30mA
Operating Temperature	-30° to 122°F (-34° to 50°C)
Driving Distance* (Based on Standard 12mm tube. Deduct one foot from driving footages for each pair of electrodes.)	
Neon	1-10 ft (0.3-3.0 m)
Mercury	1-12 ft (0.3-3.7 m)

**See Ventex Luminous Tube Footage Chart on page 75 for more information.*

DIMENSIONS

Length (A)	5.0 in	12.7 cm
Width (B)	1.80 in	4.57 cm
Height (C)	1.40 in	3.6 cm
Mounting (D)	4.50 in	11.4 cm
Mounting (E)	1.18 in	3.0 cm
Weight	15.0 oz	425 g
Primary Leads	36.0 in	91.4 cm
GTO Leads	24.0 in	61.0 cm

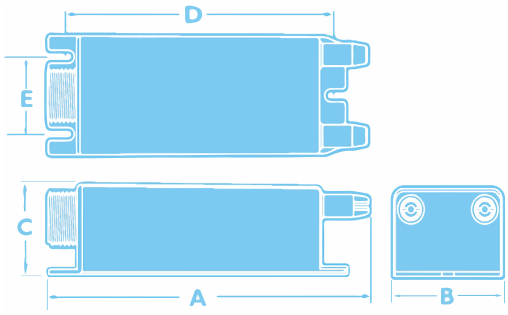

Exclusive: These units are protected by Ventex's patented protective circuitry to prevent false tripping due to capacitive current. Patent #5892646

Generation

Electronic Neon Power Supply
For Direct Mount Inside Channel Letters
or Channel Letter Wire Raceways
OUTDOOR
VT 4060CL-277

VT 4060CL-277



FEATURES AND BENEFITS

- UL 2161 listed
- Complies with CSA22.2, No 107.1 and No. 3
- Offers open and short circuit protection
- All models are self-adjusting
- Automatic overload shutdown feature
- High power factor
- Grounding foot and green wire
- ½" conduit fitting for primary wiring
- Integral sleeve GTO (length listed below)
- Utilizes standard fill pressures

SPECIFICATIONS

Input Voltage	277 VAC (±10%) 50/60Hz
Input Current	0.3A rms
Power Factor	0.92
Output Frequency	Variable
Output Voltage	0V-4,000V
Output Current	60mA
Operating Temperature	-30° to 122°F (-34°C to 50°C)
Driving Distance* (Based on Standard 12mm tube. Deduct one foot from driving footages for each pair of electrodes.)	
Neon	1-10 ft (0.25-3.1 m)
Mercury	1-12 ft (0.25-3.7 m)

**See Ventex Luminous Tube Footage Chart on page 75 for more information.*

DIMENSIONS

Length (A)	7.0 in	17.8 cm
Width (B)	1.95 in	5.0 cm
Height (C)	1.40 in	3.6 cm
Mounting (D)	6.13 in	15.6 cm
Mounting (E)	2.25 in	5.7 cm
Weight	22.0 oz	624 g
Primary Leads	36.0 in	91.4 cm
GTO Leads	32.0 in	81.3 cm

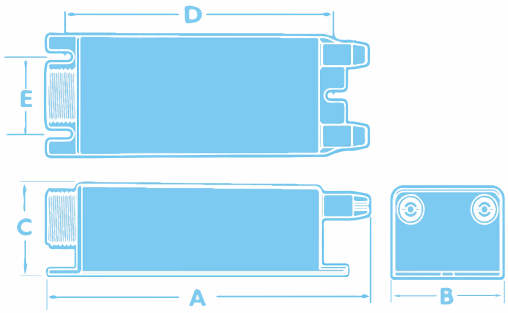

Exclusive: These units are protected by Ventex's patented protective circuitry to prevent false tripping due to capacitive current. Patent #5892646

WARRANTY 2 YEAR

WEB www.ventextech.com EMAIL info@ventextech.com PHONE 803-794-8061 FAX 803-794-8528

VENTEX TECHNOLOGY, LLC

Generation III

Electronic Neon Power Supply
For Direct Mount Inside Channel Letters
or Channel Letter Wire Raceways
OUTDOOR
VT 9030CL-277

VT 9030CL-277



FEATURES AND BENEFITS

- UL 2161 listed
- Complies with CSA22.2, No 107.1 and No. 3
- Offers open and short circuit protection
- All models are self-adjusting
- Automatic overload shutdown feature
- High power factor
- Grounding foot and green wire
- ½" conduit fitting for primary wiring
- Integral sleeve GTO (length listed below)
- Utilizes standard fill pressures

SPECIFICATIONS

Input Voltage	277 VAC (±10%) 50/60Hz
Input Current	0.5A rms
Power Factor	0.92
Output Frequency	Variable
Output Voltage	0V-9,000V
Output Current	30mA
Operating Temperature	-30° to 122°F (-34° to 50°C)
Driving Distance* (Based on Standard 12mm tube. Deduct one foot from driving footages for each pair of electrodes.)	
Neon	4-26 ft (1.2-7.9m)
Mercury	4-31 ft (1-9.5m)

**See Ventex Luminous Tube Footage Chart on page 75 for more information.*

DIMENSIONS

Length (A)	6.65 in	16.9 cm
Width (B)	3.0 in	7.6 cm
Height (C)	1.55 in	3.9 cm
Mounting (D)	6.13 in	15.6 cm
Mounting (E)	2.25 in	5.7 cm
Weight	34.0 oz	964 g
Primary Leads	36.0 in	91.4 cm
GTO Leads	32.0 in	81.3 cm

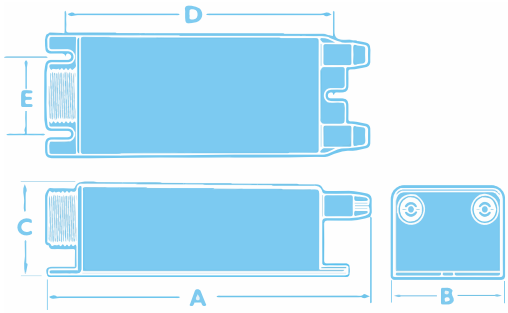

Exclusive: These units are protected by Ventex's patented protective circuitry to prevent false tripping due to capacitive current. Patent #5892646

Generation

Electronic Neon Power Supply
For Direct Mount Inside Channel Letters
or Channel Letter Wire Raceways
OUTDOOR
VT 9060CL-277

VT 9060CL-277



FEATURES AND BENEFITS

- UL 2161 listed
- Complies with CSA22.2, No 107.1 and No. 3
- Open circuit, short circuit and ground fault protection
- All models are self-adjusting
- Automatic overload shutdown feature
- High power factor
- Grounding foot and green wire
- ½" conduit fitting for primary wiring
- Integral sleeve GTO (length listed below)
- Utilizes standard fill pressures

SPECIFICATIONS

Input Voltage	277 VAC (±10%) 50/60Hz
Input Current	0.75A rms max.
Power Factor	0.98 min.
Output Frequency	Variable
Output Voltage	0V-9,000V
Output Current	60mA
Operating Temperature	-30° to 122°F (-34° to 50°C)
Driving Distance* (Based on Standard 12mm tube. Deduct one foot from driving footages for each pair of electrodes.)	
Neon	4-26 ft (1.2-7.9 m)
Mercury	4-31 ft (1.2-9.5 m)

**See Ventex Luminous Tube Footage Chart on page 75 for more information.*

DIMENSIONS

Length (A)	8.63 in	22.0 cm
Width (B)	3.50 in	8.9 cm
Height (C)	1.70 in	4.3 cm
Mounting (D)	8.13 in	20.7 cm
Mounting (E)	2.25 in	5.7 cm
Weight	52.0 oz	1,474 g
Primary Leads	36.0 in	91.4 cm
GTO Leads	32.0 in	81.3 cm

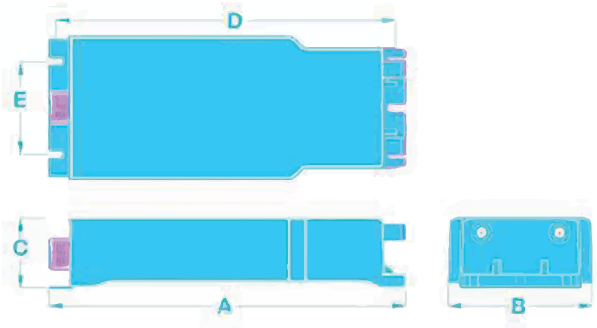

Exclusive: These units are protected by Ventex's patented protective circuitry to prevent false tripping due to capacitive current. Patent #5892646

WEB www.ventextech.com EMAIL info@ventextech.com PHONE 803-794-8061 FAX 803-794-8528

Electronic Neon Power Supplies

Indoor

120VAC

WEB www.ventextech.com EMAIL info@ventextech.com PHONE 803-794-8061 FAX 803-794-8528

Generation III

Electronic Neon Power Supply
UL 2161 Listed Indoor Type 7
INDOOR

VT 4030-120

VT 4030-120



FEATURES AND BENEFITS

- Ten-foot power cord (3 Pin)
- Line load regulated (30mA self-adjusting output regardless of load size or input voltage fluctuations)
- High power factor (energy saving/cost effective)
- Use with Mercury or Neon
- Solid state technology
- 24" H-V Output Leads
- UL 2161 listed
- Ground connection via mounting foot and 3 prong plug
- Open circuit and overload will shut unit down

SPECIFICATIONS

Input Voltage	120VAC (+/-10%) 50/60 Hz
Input Current	0.3A rms
Power Factor	.95
Output Frequency	Variable
Output Voltage	0V-4,000V
Output Current	30mA
Operating Temperature	32º to 104ºF/ 0ºC to 40º C
Driving Distance* (Based on Standard 12mm tube. Deduct one foot from driving footages for each pair of electrodes.)	
Neon	1-10 ft (0.03-3.0 m)
Mercury	1-12 ft (0.03-3.7 m)

**See Ventex Luminous Tube Footage Chart on page 75 for more information.*

DIMENSIONS

Length (A)	5.1 in	13.0 cm
Width (B)	1.8 in	4.6 cm
Height (C)	1.40 in	3.6 cm
Mounting (D)	4.50 in	11.4 cm
Mounting (E)	1.20 in	3.0 cm
Weight	20.0 oz	567 g
Power Cord	10.0 ft	3.0 m
GTO Leads	24.0 in	61.0 cm

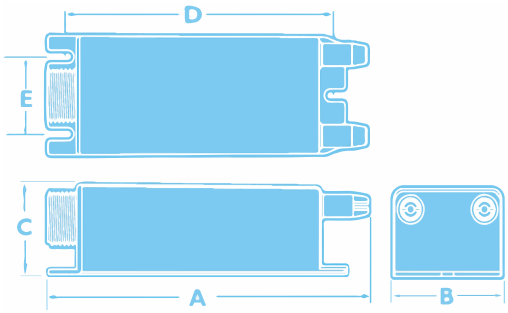

Generation III

Electronic Neon Power Supply
UL 2161 Listed Indoor Type 2
INDOOR/OUTDOOR

VT 5520-120F

VT 5520-120F

Indoor/Outdoor Transformer



FEATURES AND BENEFITS

- Line load regulated (30mA self-adjusting output regardless of load size or input voltage fluctuations)
- High power factor (energy saving/cost effective)
- Use with Mercury or Neon
- In line ON/OFF switch
- Solid state technology
- 24" H-V Output Leads
- UL 2161 listed
- Ground connection via mounting foot and green wire
- Open circuit and overload will shut unit down

SPECIFICATIONS

Input Voltage	120VAC (+/-10%) 50/60 Hz
Input Current	0.35A rms
Power Factor	.95
Output Frequency	Variable
Output Voltage	0V-5,500V
Output Current	20mA
Operating Temperature	32º to 104ºF / 0ºC to 40ºC
Driving Distance* (Based on Standard 12mm tube. Deduct one foot from driving footages for each pair of electrodes.)	
Neon	1-13 ft (0.03-3.9 m)
Mercury	1-16 ft (0.03-4.9 m)

**See Ventex Luminous Tube Footage Chart on page 75 for more information.*

DIMENSIONS

Length (A)	4.9 in	12.4 cm
Width (B)	1.8 in	4.6 cm
Height (C)	1.4 in	3.6 cm
Mounting (D)	4.50 in	11.4 cm
Mounting (E)	0.75 in	1.9 cm
Weight	6.5 oz	184 g
Power Cord	18.0 in Flying Leads	
GTO Leads	18.0 in	45.7 cm

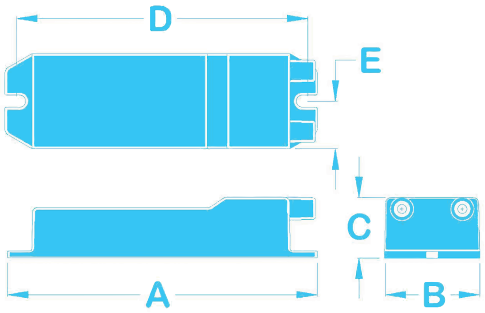

Generation III

Electronic Neon Power Supply
UL 2161 Listed Indoor Type 7
INDOOR

VT 6030-120

VT 6030-120



FEATURES AND BENEFITS

- Pull-chain on/off switch
- Unit will not trip on capacitive currents up to 15mA
- Line load regulated (30mA self-adjusting Output regardless of load size or input voltage fluctuations)
- Sign grounding connection via mounting foot and plug
- UL 2161 listed
- 32" GTO leads
- Complies with CSA22.2, No. 107.1, No. 13
- High power factor
- Open circuit and overload will shut unit down
- Ten-foot power cord (3 Pin)

SPECIFICATIONS

Input Voltage	120VAC (+/-10%) 50/60 Hz
Input Current	0.6A rms max.
Power Factor	.95
Output Frequency	Variable
Output Voltage	0V-6,000V
Output Current	30mA
Operating Temperature	32º to 104ºF/ 0ºC to 40º C
Driving Distance* (Based on Standard 12mm tube. Deduct one foot from driving footages for each pair of electrodes.)	
Neon	3-16 ft (1-4.9 m)
Mercury	3-19 ft (1-5.8 m)

**See Ventex Luminous Tube Footage Chart on page 75 for more information.*

DIMENSIONS

Length (A)	6.50 in	16.5 cm
Width (B)	2.05 in	5.2 cm
Height (C)	1.45 in	3.7 cm
Mounting (D)	6.0 in	15.2 cm
Mounting (E)	1.03 in	2.6 cm
Weight	24.0 oz	680 g
Power Cord	10.0 ft	3.0 m
GTO Leads	32.0 in	81.3 cm

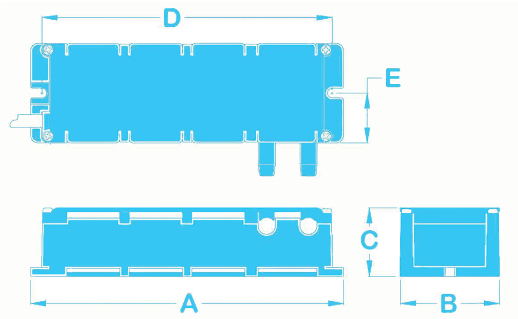

Exclusive: These units are protected by Ventex's patented protective circuitry to prevent false tripping due to capacitive current. Patent #5892646

WARRANTY 2 YEAR

WEB www.ventextech.com EMAIL info@ventextech.com PHONE 803-794-8061 FAX 803-794-8528

VENTEX TECHNOLOGY, LLC

VT 9030-120



FEATURES AND BENEFITS

- Pull-chain on/off switch
- Ten-foot power cord (3 Pin)
- Unit will not trip on capacitive currents up to 15mA
- Line load regulated (30mA self-adjusting Output regardless of load size or input voltage fluctuations)
- Sign grounding connection via mounting foot
- UL 2161 listed
- Complies with CSA22.2, No. 107.1, No. 13
- High power factor
- Open circuit overload and ground fault protection

SPECIFICATIONS

Input Voltage	120VAC (+/-10%) 50/60 Hz
Input Current	0.9A rms
Power Factor	.95
Output Frequency	Variable
Output Voltage	0V-9,000V
Output Current	30mA
Operating Temp	32º to 104ºF/ 0ºC to 40º C
Driving Distance** (Based on Standard 12mm tube. Deduct one foot from driving footages for additional pair of electrodes.)	
Neon	4-26 ft (1.2-7.9 m)
Mercury	4-31 ft (1.2-9.5 m)

***See Ventex Luminous Tube Footage Chart on page 75 for more information.*

DIMENSIONS

Length (A)	6.50 in	16.5 cm
Width (B)	3.15 in	8.0 cm
Height (C)	1.55 in	3.9 cm
Mounting (D)	6.0 in	15.2 cm
Mounting (E)	2.25 in	5.7 cm
Weight	29.0 oz	822 g
Power Cord	10.0 ft	3.0 m
GTO Leads	32.0 in	81.3 cm

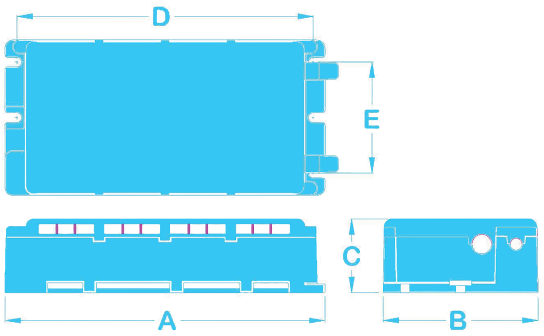

Exclusive: These units are protected by Ventex's patented protective circuitry to prevent false tripping due to capacitive current. Patent #5892646

Generation III

Electronic Neon Power Supply
UL 2161 Listed Indoor Type 7
INDOOR

VT 9030D-120

VT 9030D-120

Three level dimming* 100%, 75%, 50%



FEATURES AND BENEFITS

- 32" GTO leads
- Pull-chain on/off switch
- Unit will not trip on capacitive currents up to 15mA
- Line load regulated (30mA self-adjusting Output regardless of load size or input voltage fluctuations)
- Sign grounding connection via mounting foot
- Ten-foot power cord (3 Pin)
- UL 2161 listed
- Complies with CSA22.2, No. 107.1, No. 13
- High power factor
- Special bulk with special 18 feet IEC Connector
- Open circuit overload will shut unit down

NOTE: Under a fault condition, unit will attempt to reset two more times then latch off permanently unless the fault clears. Intermittent faults will not affect the operation of the unit.

SPECIFICATIONS

Input Voltage	120VAC (+/-10%) 50/60 Hz
Input Current	0.9A rms
Power Factor	.95
Output Frequency	Variable
Output Voltage	0V-9,000V
Output Current	30mA (3 Level Dimming*)
Operating Temperature	32º to 104ºF/ 0ºC to 40º C
Driving Distance** (Based on Standard 12mm tube. Deduct one foot from driving footages for each pair of electrodes.)	
Neon	4-26 ft (1.2-7.9 m)
Mercury	4-31 ft (1.2-9.4 m)

**3-position switch on top of unit sets light output to three different levels*
***See Ventex Luminous Tube Footage Chart on page 75 for more information.*

DIMENSIONS

Length (A)	6.50 in	16.5 cm
Width (B)	3.15 in	8.0 cm
Height (C)	1.55 in	3.9 cm
Mounting (D)	6.0 in	15.2 cm
Mounting (E)	2.25 in	5.7 cm
Weight	30 oz	850 g
Power Cord	10.0 ft	3.0 m
GTO Leads	32.0 in	81.3 cm

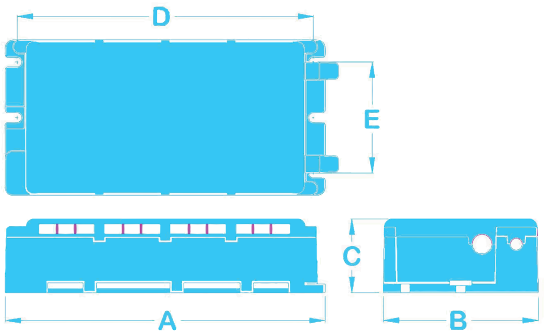

Exclusive: These units are protected by Ventex's patented protective circuitry to prevent false tripping due to capacitive current. Patent #5892646

WARRANTY 2 YEAR

WEB www.ventextech.com EMAIL info@ventextech.com PHONE 803-794-8061 FAX 803-794-8528

VENTEX TECHNOLOGY, LLC

Generation III

Electronic Neon Power Supply
UL 2161 Listed Indoor Type 7
INDOOR

VT 12030-120

VT 12030-120



FEATURES AND BENEFITS

- Exclusive Ventex GTO Lead Clamping System*
- Pull-chain on/off switch
- Unit will not trip on capacitive currents up to 15mA
- Line load regulated (30mA self-adjusting Output regardless of load size or input voltage fluctuations)
- Grounding connection via mounting foot
- Ten-foot power cord (3 Pin)
- UL 2161 listed
- Complies with CSA22.2, No. 107.1, No. 13
- High power factor (energy saving/ cost effective)
- Open circuit, short circuit and ground fault protection

SPECIFICATIONS

Input Voltage	120VAC (+/-10%) 50/60 Hz
Input Current	1.25A rms
Power Factor	.93
Output Frequency	Variable
Output Voltage	0V-12,000V
Output Current	30mA
Operating Temperature	32º to 104ºF/ 0ºC to 40º C
Driving Distance** (Based on Standard 12mm tube. Deduct one foot from driving footages for each pair of electrodes.)	
Neon	5-35 ft (1.5-10.7 m)
Mercury	5-41 ft (1.5-12.5 m)

**See Ventex Luminous Tube Footage Chart on page 76 for more information.*

DIMENSIONS

Length (A)	6.63 in	16.8 cm
Width (B)	3.15 in	8.0 cm
Height (C)	2.0 in	5.0 cm
Mounting (D)	6.0 in	15.2 cm
Mounting (E)	2.25 in	5.7 cm
Weight	32.0 oz	907 g
Power Cord	10.0 ft	3.0 m
GTO Leads	GTO Clamping System*	

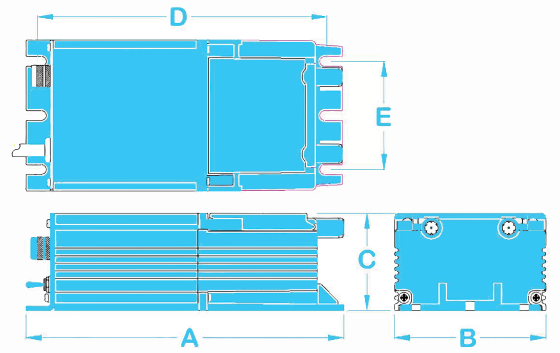

**Exclusive:Ventex GTO Lead Clamping system allows for easy field installation of properly sized GTO. Requirements: minimum of 10kV rated; .252 in. OD +/- 0.01; 4.0 ft maximum length for each output lead. Please refer to complete instructions in manual in box. Ventex GTO Kit available: Part # 85340 GTO-10 Kit (8FT)*

Exclusive: These units are protected by Ventex's patented protective circuitry to prevent false tripping due to capacitive current. Patent #5892646

Generation III

Electronic Neon Power Supply
UL 2161 Listed Indoor Type 7
INDOOR

VT 12030D-120

VT 12030D-120

Offers two levels of lighting: 100% and 65%



FEATURES AND BENEFITS

- Two levels of lighting- 100% and 65%
- Exclusive Ventex GTO lead clamping system*
- Ten foot power cord (3 Pin)
- Pull-chain on/off switch
- Line load regulated (30mA self-adjusting Output regardless of load size or Input voltage fluctuations
- High power factor (energy saving/ cost effective)
- Grounding connection via mounting foot
- UL 2161 listed
- Complies with CSA22.2, No. 107.1, No.13
- Open circuit, short circuit and ground fault protection

SPECIFICATIONS

Input Voltage	120VAC (+/-10%) 50/60 Hz
Input Current	1.25A rms max.
Power Factor	.93
Output Frequency	Variable
Output Voltage	0V-12,000V
Output Current	30mA (2 Level Dimming)
Operating Temperature	32º to 104ºF/ 0ºC to 40º C
Driving Distance** (Based on Standard 12mm tube. Deduct one foot from driving footages for each pair of electrodes.)	
Neon	5-35 ft (1.5-10.7 m)
Mercury	5-41ft (1.5-12.5 m)

Shown with optional Ventex GTO Lead Kit Part # 85340 GTO-10 Kit (8FT)
***See Ventex Luminous Tube Footage Chart on page 75 for more information.*

DIMENSIONS

Length (A)	6.60 in	16.8 cm
Width (B)	3.15 in	8.0 cm
Height (C)	2.0 in	5.0 cm
Mounting (D)	6.0 in	15.2 cm
Mounting (E)	2.25 in	5.7 cm
Weight	32.0 oz	907 g
Power Cord	10.0 ft	3.0 m
GTO Leads	GTO Clamping System*	

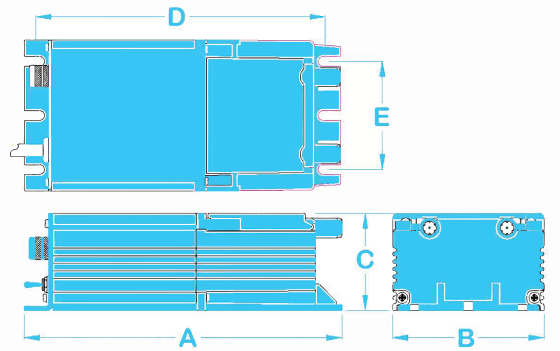

**Exclusive:Ventex GTO Lead Clamping system allows for easy field installation of properly sized GTO. Requirements: minimum of 10kV rated; .252 in. OD +/- 0.01; 4.0 ft maximum length for each output lead. Please refer to complete instructions in manual in box. Ventex GTO Kit available: Part # 85340 GTO-10 Kit (8FT)*

Exclusive: These units are protected by Ventex's patented protective circuitry to prevent false tripping due to capacitive current. Patent #5892646

WARRANTY 2 YEAR

WEB www.ventextech.com EMAIL info@ventextech.com PHONE 803-794-8061 FAX 803-794-8528

VENTEX TECHNOLOGY, LLC

Electronic Neon Power Supplies

Indoor
12VDC Transformers

WEB www.ventextech.com EMAIL info@ventextech.com PHONE 803-794-8061 FAX 803-794-8528

Generation

Electronic Neon Power Supply
UL 2161 Listed Indoor Type 2
INDOOR
Formerly NPS-12D5
VT 1510-12

VT 1510-12 *Formerly NPS-12D5*

Use with Ventex AC Adapter **



FEATURES AND BENEFITS

- UL and cUL listed to UL 2161
- Small size and lightweight
- Low voltage input
- Use with argon and neon
- Use standard gas pressure
- Constant burn

SPECIFICATIONS

Input Voltage	11 to 14 VDC
Input Current	600A rms (80%) 900A rms max.
Output Voltage	0V-1,500V
Output Current	15mA
Operating Temperature	32º to 104ºF / 0ºC to 40ºC
Driving Distance* (Based on Standard 12mm tube. Deduct one foot from driving footages for each pair of electrodes.)	
Neon	2-5 ft (0.6-1.5 m)
Mercury	2-6 ft (0.6-1.8 m)

**See Ventex Luminous Tube Footage Chart on page 75 for more information.*

DIMENSIONS

Length (A)	2.20 in	5.6 cm
Width (B)	2.25 in	5.7 cm
Height (C)	1.10 in	2.8 cm
Mounting (D)	1.75 in	4.5 cm
Mounting (E)	1.15 in	2.9 cm
Weight	3.2 oz	91 g
Primary Leads	8.0 in	20.3 cm
GTO Leads	18.0 in	45.7 cm

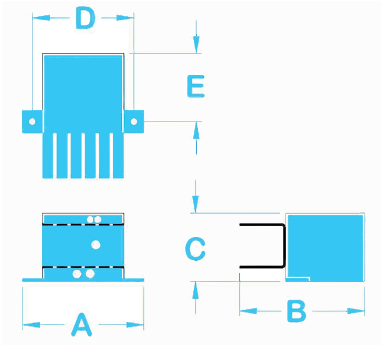

*Male connector to mate with wall adapter power supply. **Ventex AC Adapter is found on page 72 of this catalog.*

VT 4015-12

Use with Ventex AC Adapter **



FEATURES AND BENEFITS

- UL/cUL listed to UL 2161
- Small size/lightweight
- Low voltage input
- Use standard gas pressure
- 12 Volt DC Input connector

***NOTE: Use with Ventex AC Adapter, found on page 72 of this catalog.*

SPECIFICATIONS

Input Voltage	11 to 14 VDC
Input Current	1,400A rms at full load
Output Voltage	4,000 Volts
Output Current	15mA
Operating Temp	32º to 104ºF / 0ºC to 40ºC
Driving Distance* (Based on Standard 12mm tube. Deduct one foot from driving footages for additional pair of electrodes.)	
Neon	0.5-12 ft (0.15-3.6 m)
Mercury	0.5-10 ft (0.15-3.0 m)

**See Ventex Luminous Tube Footage Chart on page 75 for more information.*

DIMENSIONS

Length (A)	3.80 in	9.7 cm
Width (B)	1.85 in	4.6 cm
Height (C)	1.30 in	3.3 cm
Mounting (D)	3.50 in	8.9 cm
Mounting (E)	0.90 in	2.3 cm
Weight	9.0 oz	255 g
Primary Leads	8.0 in	20.3 cm
GTO Leads	18.0 in	45.7 cm

Male connector to mate with wall adapter power supply.

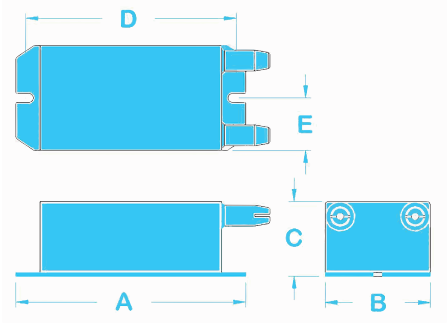

VT 4015-12F

Indoor/Outdoor Transformer/Use with Ventex AC Adapter **



FEATURES AND BENEFITS

- UL and cUL listed to UL 2161
- Small size and lightweight
- Low voltage input
- Use standard gas pressure
- Indoor or outdoor operation

SPECIFICATIONS

Input Voltage	11 to 14 VDC
Input Current	1,400A rms at full load
Output Voltage	0V-4,000V
Output Current	15mA
Operating Temp	32º to 104ºF / 0ºC to 40ºC
Driving Distance* (Based on Standard 12mm tube. Deduct one foot from driving footages for additional pair of electrodes.)	
Neon	0.5-12 ft (0.15-3.6 m)
Mercury	0.5-10 ft (0.15-3.0 m)

See Ventex Luminous Tube Footage Chart on page 75 for more information.

DIMENSIONS

Length (A)	3.80 in	9.7 cm
Width (B)	1.85 in	4.6 cm
Height (C)	1.30 in	3.3 cm
Mounting (D)	3.50 in	8.9 cm
Mounting (E)	0.90 in	2.3 cm
Weight	9.0 oz	255 g
Primary Leads	8.0 in	20.3 cm
GTO Leads	18.0 in	45.7 cm

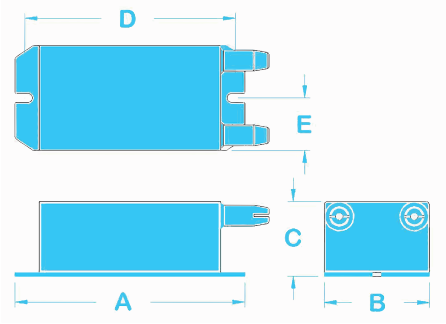

*Male connector to mate with wall adapter power supply. **Ventex AC Adapter is found on page 72 of this catalog. VT-DF01 Dimmer/Flasher no longer available.*

Generation III

Electronic Neon Power Supply
UL2161 Listed Indoor Type 7
INDOOR
Formerly NPS-12D10S
VT 3015S-12

VT 3015S-12 Formerly NPS-12D10S

Offers a scripting effect. Use with Ventex AC Adapter **



FEATURES AND BENEFITS

- Offers a scripting effect
- UL and cUL listed to UL 2161
- Small size and lightweight
- Low voltage input
- Use standard gas pressure

***NOTE: Use with Ventex AC Adapter, found on page 72 of this catalog.*

SPECIFICATIONS

Input Voltage	11 to 14 VDC
Input Current	600A rms (normal) at full load
Output Voltage	0V-3,000V
Output Current	15mA
Operating Temp	32º to 104ºF / 0ºC to 40ºC
Driving Distance* (Based on Standard 12mm tube. Deduct one foot from driving footages for additional pair of electrodes.)	
Neon	4-12 ft (1.2-3.6 m)
Mercury	3-10 ft (0.9-3.0 m)

**See Ventex Luminous Tube Footage Chart on page 75 for more information.*

DIMENSIONS

Length (A)	3.20 in	8.1 cm
Width (B)	1.75 in	4.4 cm
Height (C)	1.20 in	3.0 cm
Mounting (D)	2.85 in	7.2 cm
Mounting (E)	0.20 in	0.5 cm
Weight	5.6 oz	159 g
Primary Leads	8.0 in	20.3 cm
GTO Leads	18.0 in	45.7 cm

Male connector to mate with wall adapter power supply.

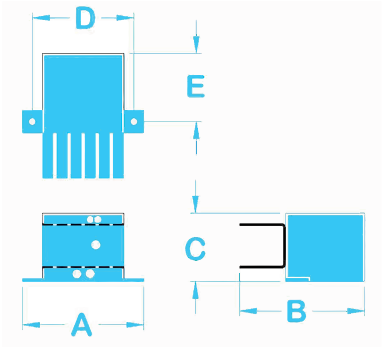

Class 2 LED Power Supplies

WEB www.ventextech.com EMAIL info@ventextech.com PHONE 803-794-8061 FAX 803-794-8528

VLP-12-60-U

60W Constant Voltage Output



PERFORMANCE

Input Voltage	100-277VAC
Input Current	1.1A-0.45A
Input Frequency	47-63Hz
Power Factor	Normal
Output Voltage	DC12V+/-3%
Output Current	0-5.0 Amps
Output Power	60W max.

PHYSICAL

Length	6.7 in	171.0 mm
Width	1.9 in	48.5 mm
Height	1.4 in	35.5 mm
Mounting Length	9.4 in	240.0 mm
Weight	18.3 oz	520 g
Lead Lengths	7.8 in +/- .4 in	200 mm +/- 10 mm

SAFETY

Over Current Protection	110-120%
Short Circuit Protection	Hiccup mode, auto recover
Other Protection	Over voltage
UL	UL879, UL8750, CSA C22.2 No. 207-M89
CE-LVD	EN61347-1:2008+A1:2011 +A2:2013, EN61347-2-13:2014

ENVIRONMENTAL

CE-EMC	EN55015, EN61547, EN61000
FCC	FCC 47 CFR PART 15, CLASS B
IP Rating	IP67
Operating Temperature	-22ºF to 140ºF / -30ºC to 60ºC
Storage Temperature	-40ºF to 185ºF / -40ºC to 85ºC
Relative Humidity	20 to +90% RH non-condensing

MECHANICAL OUTLINE

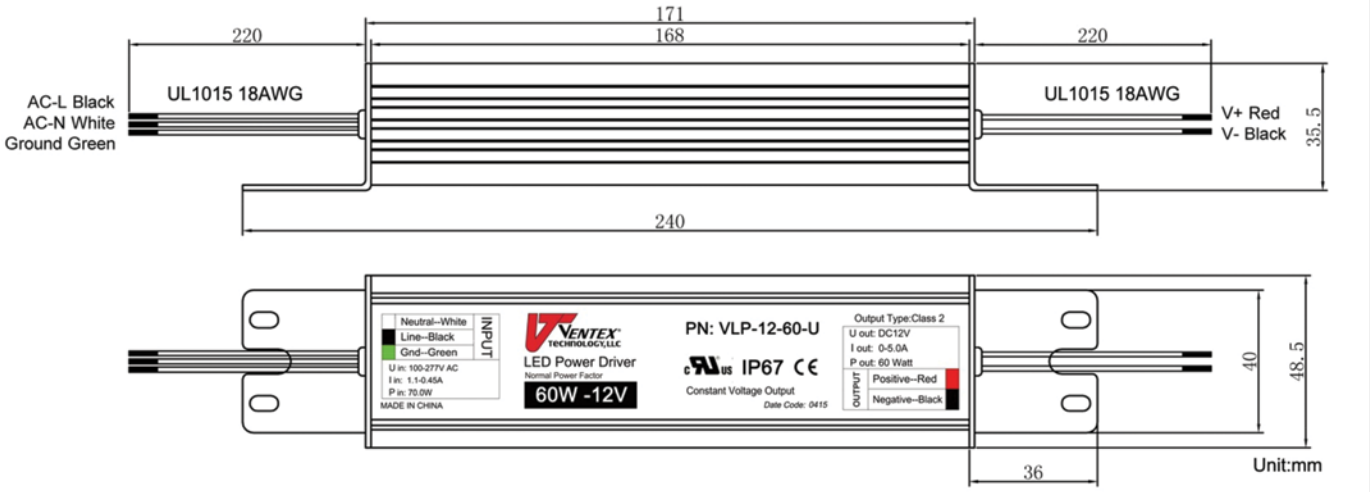

WIRING DIAGRAM

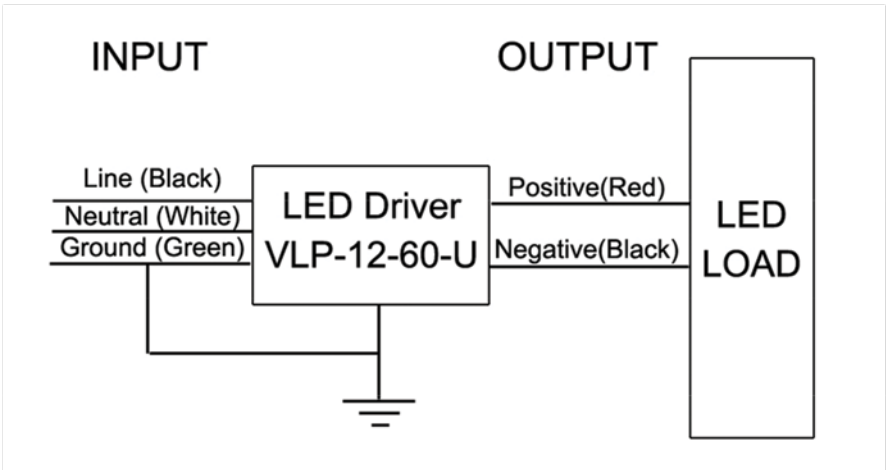

FEATURES AND BENEFITS

- Universal input voltage 100-277 VAC
- Meets UL, CE, EMC, FCC, ROHS certifications
- Aluminum shell
- Silicone potted
- 100% full load burn-in tested
- Dry or damp location rated

ORDERING GUIDE

V	LP-	12-	60-	U
VENTEX	LED Power Supply	12VDC Output	Max. 60W	Universal Input Voltage

WEB www.ventextech.com EMAIL info@ventextech.com PHONE 803-794-8061 FAX 803-794-8528

VLP-12-60-MU

60W Constant Voltage Output Threaded Connector



PERFORMANCE

Input Voltage	100-277VAC
Input Current	1.1A-0.45A
Input Frequency	47-63Hz
Power Factor	Normal
Output Voltage	DC12V+/-3%
Output Current	0-5.0 Amps
Output Power	60W max.

PHYSICAL

Length	7.2 in	185.0 mm
Width	1.9 in	48.5 mm
Height	1.4 in	35.5 mm
Mounting Length	8.3 in	210.5 mm
Weight	20.4 oz	580 g
Lead Lengths	7.8 in +/- .4 in	200 mm +/- 10 mm

SAFETY

Over Current Protection	110-120%
Short Circuit Protection	Hiccup mode, auto recover
Other Protection	Over voltage
UL	UL879, UL8750, CSA C22.2 No. 207-M89
CE-LVD	EN61347-1:2008+A1:2011 +A2:2013, EN61347-2-13:2014

ENVIRONMENTAL

CE-EMC	EN55015, EN61547,EN61000
FCC	FCC 47 CFR PART 15, CLASS B
IP Rating	IP67
Operating Temperature	-22ºF to 140ºF / -30ºC to 60ºC
Storage Temperature	-40ºF to185ºF / -40ºC to 85ºC
Relative Humidity	20 to +90% RH non-condensing

MECHANICAL OUTLINE

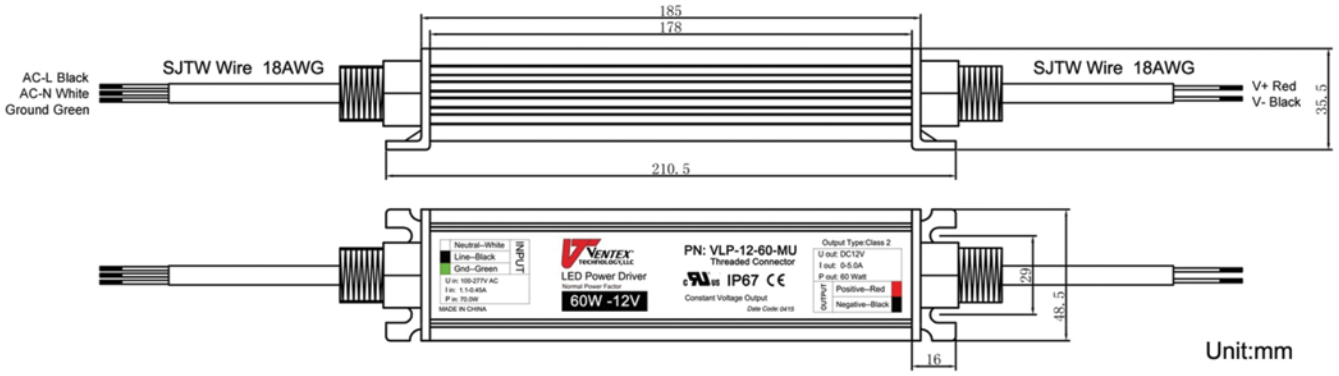

WIRING DIAGRAM

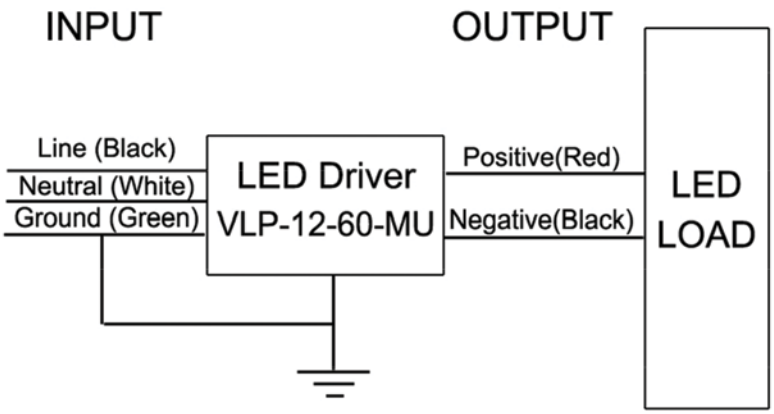

FEATURES AND BENEFITS

- Universal input voltage 100-277 VAC
- Meet UL,CE,EMC,FCC,ROHS certifications
- Aluminum shell, Silicone potted
- 100% full load burn-in tested
- Threaded Connector
- For use in dry, damp and wet locations

ORDERING GUIDE

V	LP-	12-	60-	M	U
VENTEX	LED Power Supply	12VDC Output	Max. 60W	Threaded	Universal Input Voltage

WEB www.ventextech.com EMAIL info@ventextech.com PHONE 803-794-8061 FAX 803-794-8528

VLP-12-120-U

120W Constant Voltage Output



PERFORMANCE

Input Voltage	100-277VAC
Input Current	2.2A-0.90A
Input Frequency	47-63Hz
Power Factor	Normal
Output Voltage	DC12V+/-3%
Output Current	0-5.0 Amps (Dual Output)
Output Power	120W max.

PHYSICAL

Length	6.5 in	171.0 mm
Width	3.5 in	88.0 mm
Height	1.4 in	35.5 mm
Mounting Length	7.8 in	198.0 mm
Weight	34.5 oz	980 g
Lead Lengths	7.8 in =/-.4 in	200 mm +/- 10 mm

SAFETY

Over Current Protection	110-120%
Short Circuit Protection	Hiccup mode, auto recover
Other Protection	Over voltage
UL	UL879, UL8750, CSA C22.2 No. 207-M89
CE-LVD	EN61347-1:2008+A1:2011 +A2:2013, EN61347-2-13:2014

ENVIRONMENTAL

CE-EMC	EN55015, EN61547, EN61000
FCC	FCC 47 CFR PART 15, CLASS B
IP Rating	IP67
Operating Temperature	-22ºF to 140ºF / -30ºC to 60ºC
Storage Temperature	-40ºF to185ºF / -40ºC to 85ºC
Relative Humidity	20 to +90% RH non-condensing

MECHANICAL OUTLINE

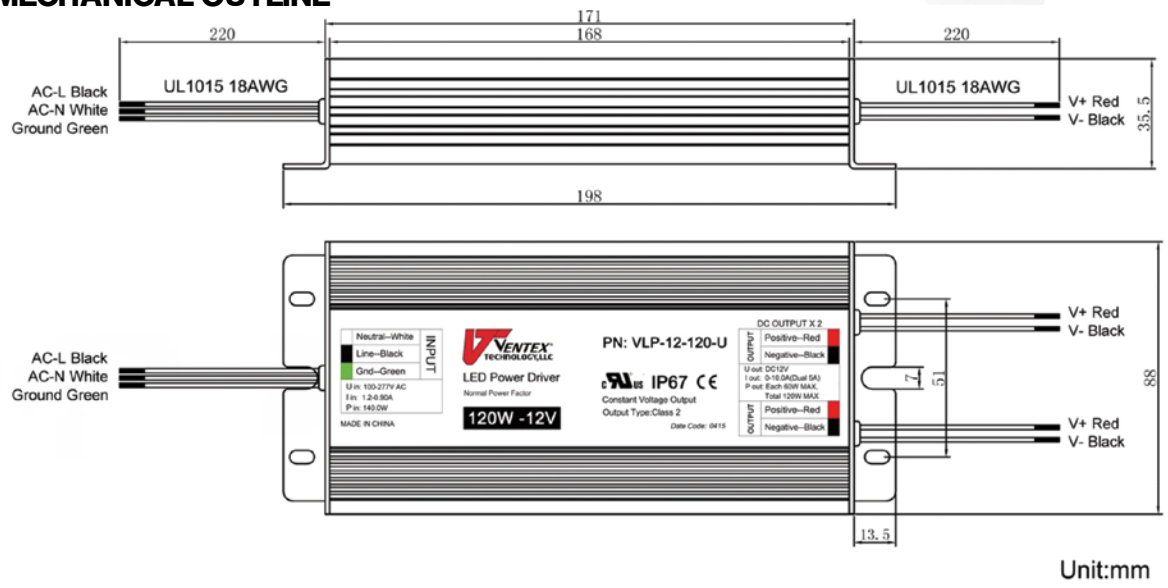

Unit:mm

WIRING DIAGRAM

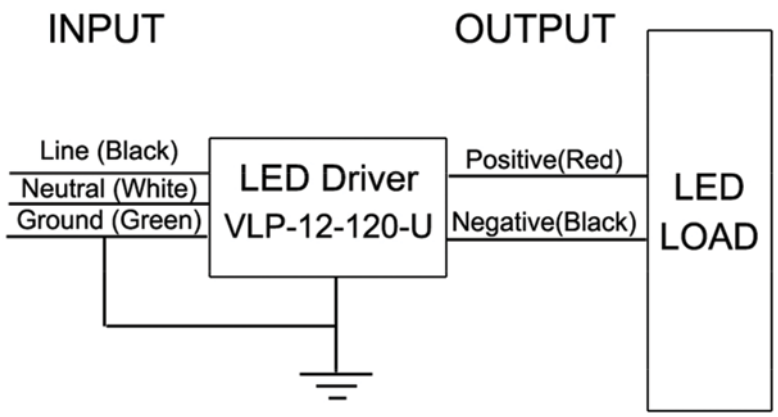

FEATURES AND BENEFITS

- Universal input voltage 100-277 VAC
- Meets UL, CE, EMC, FCC, ROHS certification
- Aluminum shell, Silicone potted
- 100% full load burn-in tested
- Dry or damp location rated
- Dual Output provides a total of 120W of Class 2 Power

ORDERING GUIDE

V	LP-	12-	120-	U
VENTEX	LED Power Supply	12VDC Output	Max. 120W	Universal Input Voltage

WEB www.ventextech.com EMAIL info@ventextech.com PHONE 803-794-8061 FAX 803-794-8528

VLP-12-60-PCM-U

60W Constant Voltage Output



PERFORMANCE

Input Voltage	100-277VAC
Input Current	1.1A-0.45A
Input Frequency	47-63Hz
Power Factor	Normal
Output Voltage	DC12V+/-3%
Output Current	0-5.0 Amps
Output Power	60W max.

PHYSICAL

Length	6.5 in	167.0 mm
Width	1.65 in	42.0 mm
Height	1.25 in	32.0 mm
Mounting Length	7.4 in	187.0 mm
Weight	14.1 oz	400 g
Lead Lengths	7.8 in +/- .4 in	200 mm +/- 10 mm

SAFETY

Over Current Protection	110-120%
Short Circuit Protection	Hiccup mode, auto recover
Other Protection	Over voltage
UL	UL879, UL8750, CSA C22.2 No. 207-M89
CE-LVD	EN61347-1:2008+A1:2011 +A2:2013, EN61347-2-13:2014

ENVIRONMENTAL

CE-EMC	EN55015, EN61547,EN61000
ROSH	IEC62321
IP Rating	IP67
Operating Temperature	-22ºF to 140ºF / -30ºC to 60ºC
Storage Temperature	-40ºF to185ºF / -40ºC to 85ºC
Relative Humidity	20 to +90% RH non-condensing

MECHANICAL OUTLINE

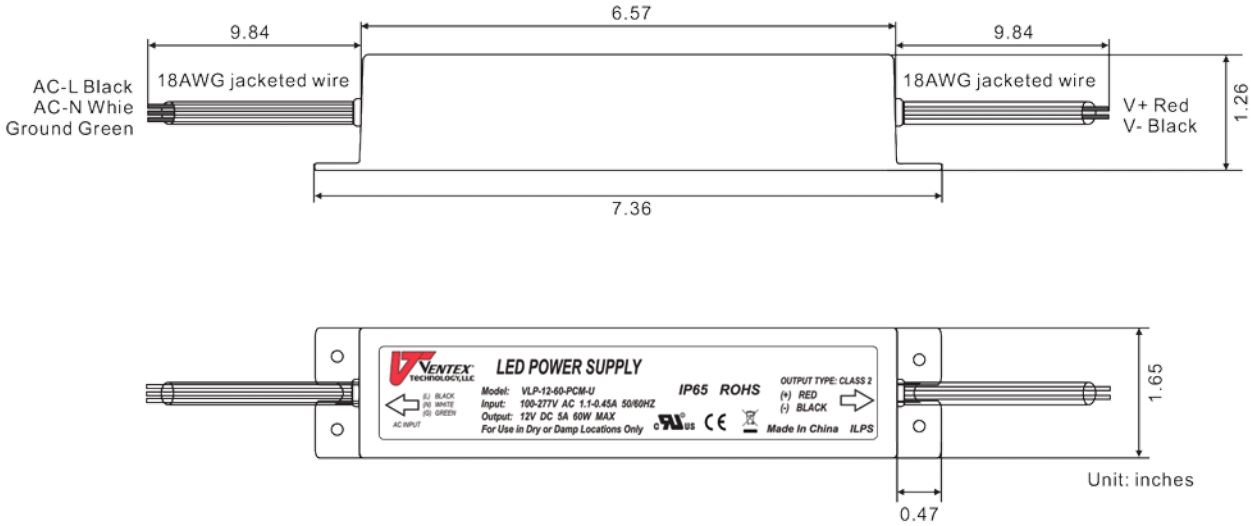

WIRING DIAGRAM

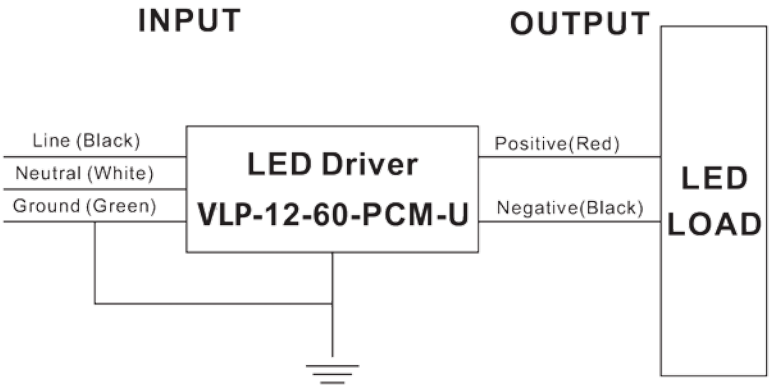

FEATURES AND BENEFITS

- Universal input voltage 100-277 VAC
- Meets UL, CE, EMC, FCC, ROHS certification
- Plastic shell, Silicone potted
- 100% full load burn-in tested
- Dry or damp location rated
- 18-3 primary wires (including grounding wire)
- Jacketed primary and secondary wires

NOTE: Use clamping bracket (86221) in Transformer Box Enclosure (86220) for VLP 12-60-PCM-U only.

ORDERING GUIDE

V	LP-	12-	60-	PCM	U
VENTEX	LED Power Supply	12VDC Output	Max. 60W	Plastic Case Model	Universal Input Voltage

WEB www.ventextech.com EMAIL info@ventextech.com PHONE 803-794-8061 FAX 803-794-8528

Venbrite LED Lighting Systems

Modules

WEB www.ventextech.com EMAIL info@ventextech.com PHONE 803-794-8061 FAX 803-794-8528

System 100 LED Sign Lighting

Economical LEDs with superior brightness and maximum energy efficiency.
Ideal for signs 4-6” deep.



FEATURES AND BENEFITS

- Match or beat light output of all other LED systems with less footage, fewer drivers, lower energy consumption, and reduce up front and long-term costs
- Cooler running (adding only 30ºC at LED junction) than all Class 2 systems, ensuring longer life and more consistent illumination over time
- Evenly illuminates up to 6” wide stroke, reducing module counts and system costs
- Highest String Efficacy (up to 126 lumens/watt) of any LED on the market, delivering the industry’s highest light output per energy consumed
- Open circuit, short circuit and ground fault protection
- Series wired, constant-current technology allows 175’ remote mounting of power supplies with 18 AWG wire, minimizing future service call costs
- Brighter than 30mA neon, with a 65-90% energy reduction
- Has overload and polarity protection, minimizing failures
- UL Classified for Neon to LED Retrofits using existing GTO wiring and conduit, saving 40% over competitive conversion systems
- Exceptionally bright, single-bin Nichia white chip

SPECIFICATIONS

Venbrite LED Module	VL-W100 C	VL-WW100	VL-R100
LED Type	White 100C	Warm White 100	Red 100
Color Temperature (K) Wavelength (nm)	6,500 K	4,100 K	625 nm
String Efficacy	144 lm/W	98 lm/W	69 lm/W
LED Module Current	120 mA-dc	120 mA-dc	120 mA-dc
Watts per Module	0.387 W	0.40 W	0.26 W
Watts per Foot	0.774 W/ft	0.8 W/ft	0.52 W/ft
Lumens per Module	56 lm	39 lm	18 lm
Lumens per Foot	112 lm/ft	78 lm/ft	36 lm/ft
Maximum Load/Driver VLP 100-120	120 Modules (60 ft)	120 Modules (60 ft)	150 Modules (75 ft)
Maximum Loading VLP 125SPD-120	150 Modules (75 ft)	150 Modules (75 ft)	210 Modules (105 ft)
Minimum Modules/Driver	1 LED Module (all colors)		
Allowable Mod-Mod Pitch	Maximum= 6”		
Module Size (LxWxH)	1.10” x 1.25” x 0.20”		

Request a free layout and estimate by e-mailing specs and sign images to layouts@ventextech.com. For more information visit www.ventextech.com

WEB www.ventextech.com EMAIL info@ventextech.com PHONE 803-794-8061 FAX 803-794-8528

Slim System LED Sign Lighting

Narrow, economical modules with superior brightness and maximum energy efficiency. Ideal for signs 2-5” deep.



FEATURES AND BENEFITS

- Brighter than Venbrite System 100 with 3 modules per foot
- The choice for shallow cans or back lighting down to 2” deep
- Contains an ultra-low system current and no-resistor design
- One-wire series system is fast and easy to install in tight spaces, also keeps cool even in tight spaces
- Constant current driver ensures uniform brightness throughout the sign
- Remote mounts up to 175’ from first module with 18 AWG
- Exceptionally bright, single-bin Nichia white chip

SPECIFICATIONS

	System 100N			System 100NS		
Venbrite LED Module	VL-W100N	VL-B100N	VL-R100N	VL-W100NS	VL-WW100NS	VL-R100NS
LED Type	White 100N	Blue 100N	Red 100N	White 100NS	Warm White 100NS	Red 100NS
Color Temperature (K) Wavelength (nm)	6,500 K	465 nm	625 nm	6,500 K	4,100 K	625 nm
String Efficacy	123 lm/W	14 lm/W	69 lm/W	109 lm/W	87 lm/W	63 lm/W
LED Module Current	120 mA-dc	120 mA-dc	120 mA-dc	120 mA-dc	120 mA-dc	120 mA-dc
Watts per Module	0.40 W	0.37 W	0.26 W	0.45 W	0.45 W	0.32 W
Watts per Foot	1.2 W/ft	1.11 W/ft	0.78 W/ft	1.35 W/ft	1.35 W/ft	0.96 W/ft
Lumens per Module	49 lm	5 lm	18 lm	49 lm	39 lm	20 lm
Lumens per Foot	147 lm/ft	15 lm/ft	54 lm/ft	147 lm/ft	117 lm/ft	60 lm/ft
Maximum Loading/Driver VLP 100-120	120 Modules (40 ft)		150 Modules (50 ft)	105 Modules (35 ft)		135 Modules (45 ft)
Maximum Loading VLP 125SPD-120	150 Modules (50 ft)		210 Modules (70 ft)	126 Modules (42 ft)		150 Modules (50 ft)
Minimum Modules per Driver	1 LED Module (all colors)					
Allowable Mod to Mod Pitch	Maximum = 4”					
Module Size (L x W x H)	1.75” x 0.45” x 0.20”			2.0” x 0.50” x 0.20”		

Request a free layout and estimate by e-mailing specs and sign images to layouts@ventextech.com. For more information visit www.ventextech.com

System 200 LED Sign Lighting

Premium LEDs with superior brightness and maximum energy efficiency.
Ideal for signs 5-8” deep.



FEATURES AND BENEFITS

- Match or beat light output of all other LED systems with less footage, fewer drivers and lower energy consumption-maximizing visual impact efficiently
- Cooler running (adding only 30ºC at LED junction) than all Class 2 systems, ensuring longer life and more consistent illumination over time
- Evenly illuminates up to 6” wide stroke, reducing module counts and system costs
- String Efficacy up to 117 lumens/watt
- Series wired, constant-current technology allows 175’ remote mounting of power supplies with 18 AWG wire, minimizing future service call costs
- Brighter than 60mA neon, with a 70-93% energy reduction
- Built-in GFI, open circuit and short circuit
- Has overload and polarity protection, minimizing failures
- UL Classified for Neon to LED Retrofits using existing GTO wiring and conduit, saving 40% over competitive conversion systems
- Exceptionally bright, single-bin Nichia white chip

SPECIFICATIONS

Venbrite LED Module	VL-W200	VL-WW200
LED Type	White 200	Warm White 200
Color Temperature (K) Wavelength (nm)	6,500 K	4,100 K
String Efficacy	122 lm/W	97 lm/W
LED Module Current	250 mA-dc	250 mA-dc
Watts per Module	0.77 W	0.77 W
Watts per Foot	1.54 W/ft	1.54 W/ft
Lumens per Module	94 lm	75 lm
Lumens per Foot	188 lm/ft	150 lm/ft
Maximum Load/Driver	70 Modules (35 ft)	
Minimum Modules/Driver	1 LED Module all colors	
Allowable Mod-Mod Pitch	Maximum= 6”	
Module Size (LxWxH)	1.10” x 1.25” x 0.20”	

Request a free layout and estimate by e-mailing specs and sign images to layouts@ventextech.com. For more information visit www.ventextech.com

WEB www.ventextech.com EMAIL info@ventextech.com PHONE 803-794-8061 FAX 803-794-8528

Venbrite Lighting Systems

Drivers

WEB www.ventextech.com EMAIL info@ventextech.com PHONE 803-794-8061 FAX 803-794-8528

Venbrite®

Series Wired, Constant Current LED Sign Lighting System
For Installation in Channel Letters, Raceway & Remote Applications
VLP 100-120

VLP 100-120

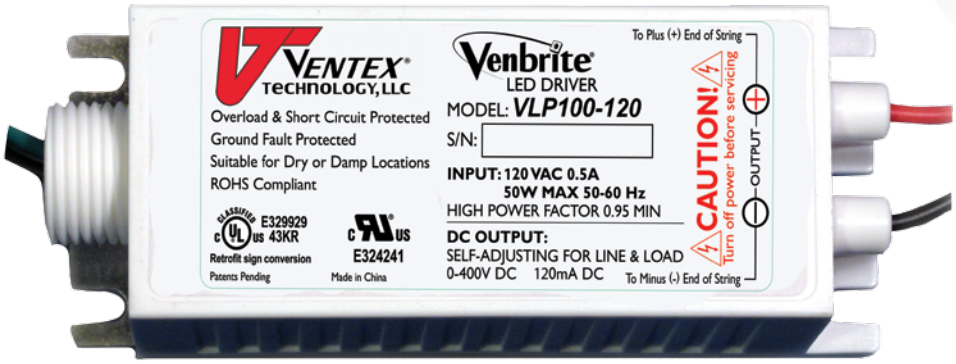

FEATURES AND BENEFITS

- Exclusive design saves up to 30% on neon to LED retrofits
- Series wired just like neon with bypass that prevents full string outage
- Constant current driver eliminates all resistors found on all other LED modules
- Consistently bright modules no matter the distance from the driver
- Highly efficient, cool-running design extends LED useful life
- Remote mounts up to 300 feet with 18AWG wire
- Safe, low-current design with GFI, open and short circuit, overload and polarity protection
- Long driving distances require fewer LED drivers
- Single-wire design reduces installation time
- UL Sign Components Manual (SAM) listed
- UL Classified for rapid retrofit neon to LED conversion

SPECIFICATIONS

Input Voltage (50/60Hz)	120VAC (+/-10%)
Input Current @ Max. Load	0.5A rms
Power Factor	0.95
Output Voltage	0-400 VDC (+/-200VDC max. to Gnd)
Output Current (Line Load Regulated)	120mA (Factory Set)
Output Power	50W max.
Operating Temperature*	30º to 122ºF / -34ºC to 50º C
Input Surge Protection	Varistor Type
Built-in Protection	GFI, Open and Short Circuit, Overload, Reverse Polarity

**When operating at ambient temperature higher than above limit, reduce load by 10% for each 9ºF (5ºC) ambient rise*

DIMENSIONS

Length (A)	4.85 in	12.3 cm
Width (B)	2.0 in	5.0 cm
Height (C)	1.58 in	4.0 cm
Mounting (D)	4.50 in	11.4 cm
Mounting (E)	1.38 in	3.5 cm
Weight	15.0 oz	425 g
Primary Leads	18.0 in	45.7 cm
Output Leads	18.0 in	45.7 cm

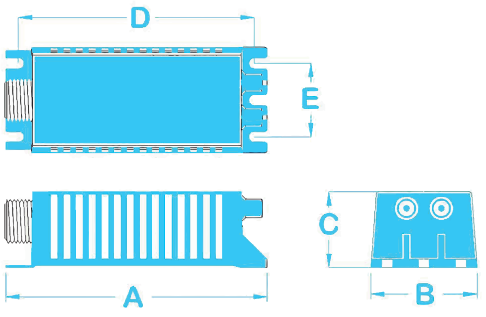

Venbrite®

Series Wired, Constant Current LED Sign Lighting System
For Installation in Channel Letters, Raceway & Remote Applications
VLP 125SPD-120

VLP 125SPD-120

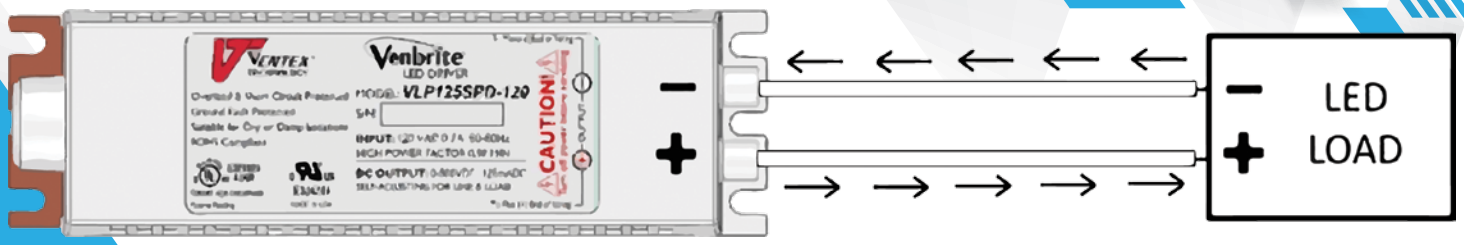

FEATURES AND BENEFITS

- Drives 25% more output than the 100 Series
- Soft start eliminates spikes at turn on or when power is interrupted
- More robust surge protection across all three input lines (L-N, L-G, N-G)
- Higher voltage switching FETs for more sustained surge protection
- Improved output transfer performance
- Remote mount driver up to 300 feet from LED Load
- Output wires are both white, with polarity arrows to simplify connection

NOTE: Although LED Driver and LED modules will not be damaged by reverse polarity, there will be no light produced.

SPECIFICATIONS

Input Voltage (50/60Hz)	120VAC (+/-10%) 50/60 Hz
Input Current @ Max. Load	0.63A rms @ max. load
Power Factor	0.90 min
Output Voltage	0-500 VDC (+/-250VDC max. to Gnd)
Output Current (Line Load Regulated)	125mA (Factory Set)
Output Power	62.5W
Operating Temperature*	30º to 122ºF / -34ºC to 50º C
Input Surge Protection	ANSI C62.41 CLASS C / Level High
Built-in Protection	GFI, Open and Short Circuit, Overload, Reverse Polarity

**When operating at ambient temperature higher than above limit, reduce load by 10% for each 9ºF (5ºC) ambient rise*

DIMENSIONS

Length (A)	6.75 in	17.1 cm
Width (B)	2.0 in	5.0 cm
Height (C)	1.58 in	4.0 cm
Mounting (D)	6.50 in	11.4 cm
Mounting (E)	1.38 in	3.5 cm
Weight	18 oz	510 g
Primary Leads	18.0 in	45.7 cm
Output Leads	18.0 in	45.7 cm

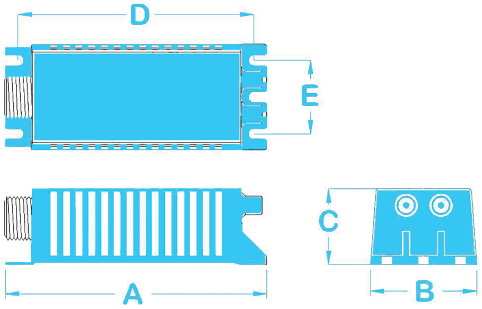

Venbrite®

Series Wired, Constant Current LED Sign Lighting System
For Installation in Channel Letters, Raceway & Remote Applications
VLP 100-277

VLP 100-277

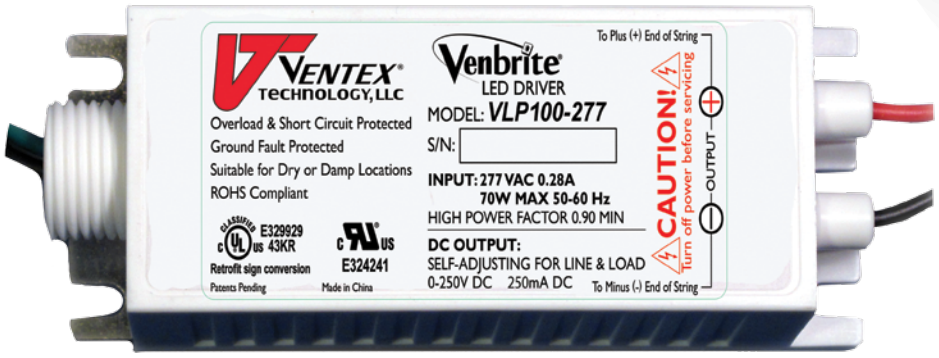

FEATURES AND BENEFITS

- Exclusive design saves up to 30% on neon to LED retrofits
- Series wired just like neon with bypass that prevents full string outage
- Constant current driver eliminates all resistors found on all other LED modules
- Consistently bright modules no matter the distance from the driver
- Highly efficient, cool-running design extends LED useful life
- Remote mounts up to 300 feet with 18AWG wire
- Safe, low-current design with GFI, open and short circuit, overload and polarity protection
- Long driving distances require fewer LED drivers
- Single-wire design reduces installation time
- UL Sign Components Manual (SAM) listed
- UL Classified for rapid retrofit neon to LED conversion

SPECIFICATIONS

Input Voltage (50/60Hz)	277VAC (+/-10%)
Input Current @ Max. Load	0.25A rms
Power Factor	0.90
Output Voltage	0-400 VDC (+/-200VDC max. to Gnd)
Output Current (Line Load Regulated)	120mA (Factory Set)
Output Power	50W
Operating Temperature*	30º to 122ºF / -34ºC to 50º C
Input Surge Protection	Varistor Type
Build-in Protection	GFI, Open and Short Circuit, Overload, Reverse Polarity

**When operating at ambient temperature higher than above limit, reduce load by 10% for each 9ºF (5ºC) ambient rise*

DIMENSIONS

Length (A)	4.85 in	12.3 cm
Width (B)	2.0 in	5.0 cm
Height (C)	1.58 in	4.0 cm
Mounting (D)	4.50 in	11.4 cm
Mounting (E)	1.38 in	3.5 cm
Weight	15.0 oz	425 g
Primary Leads	18.0 in	45.7 cm
Output Leads	18.0 in	45.7 cm

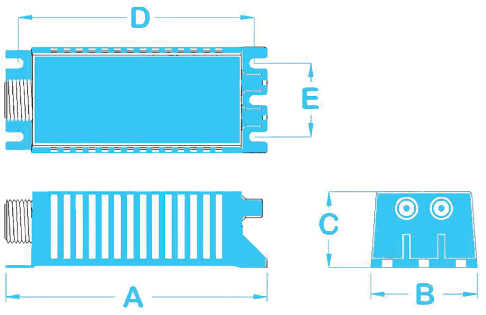

Generation III

Series Wired, Constant Current LED Sign Lighting System
For Installation in Channel Letters, Raceway & Remote Applications
VLP 100D-U

VLP 100D-U

Output dimmable to 50% of full brightness via external switch.

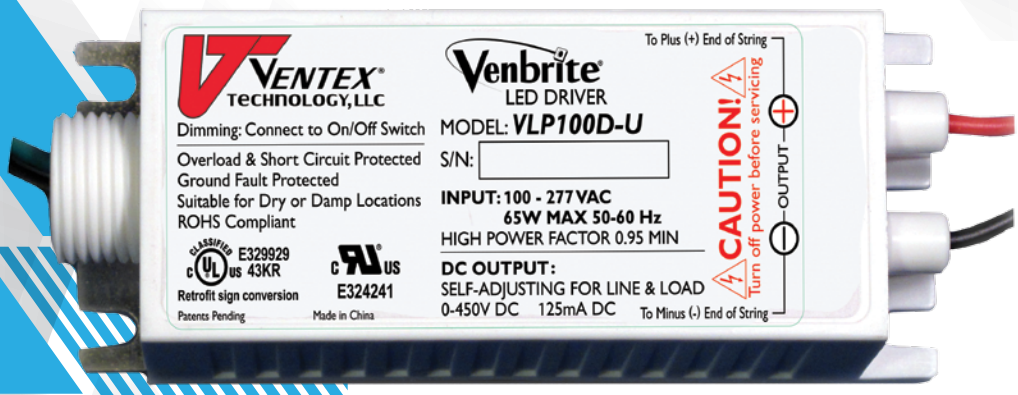

FEATURES AND BENEFITS

- Conservatively powered at less than 65% of the LED's maximum rated current extends useful life and reliability
- Exclusive ability to save up to 30% on neon to LED retrofits
- Remote mounts up to 300 feet with 18AWG wire with no decrease in LED module brightness
- Safe, low current design with GFI, open and short circuit, overload and polarity protection
- Single-wire design simplifies factory installation
- Brightest, most energy efficient LED available
- UL Sign Components Manual (SAM) listed
- UL Classified for rapid retrofit neon to LED conversion

SPECIFICATIONS

Input Voltage (50/60Hz)	100-277VAC (+/-10%)
Input Current @ Max. Load	0.5A (@120VAC in)
Power Factor	0.95
Output Voltage	0-400 VDC (+/-200VDC max. to Gnd)
Output Current (Line Load Regulated)	125mA (Factory Set)
Output Power	50W max.
Operating Temperature*	30º to 122ºF / -34ºC to 50º C
Input Surge Protection	Varistor Type
Built-in Protection	GFI, Open and Short Circuit, Overload, Reverse Polarity

**When operating at ambient temperature higher than above limit, reduce load by 10% for each 9ºF (5ºC) ambient rise*

DIMENSIONS

Length (A)	4.85 in	12.3 cm
Width (B)	2.0 in	5.0 cm
Height (C)	1.58 in	4.0 cm
Mounting (D)	4.50 in	11.4 cm
Mounting (E)	1.38 in	3.5 cm
Weight	15.0 oz	425 g
Primary Leads	18.0 in	45.7 cm
Output Leads	18.0 in	45.7 cm

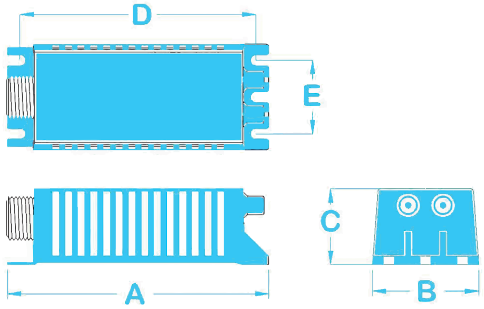

VLP 200-120



FEATURES AND BENEFITS

- Conservatively powered at less than 65% of the LED's maximum rated current extends useful life and reliability
- Exclusive ability to save up to 30% on neon to LED retrofits
- Remote mounts up to 300 feet with 18AWG wire with no decrease in LED module brightness
- Safe, low current design with GFI, open and short circuit, overload and polarity protection
- Illuminates brighter than 6,500 mercury argon
- Single-wire design simplifies factory installation
- Brightest, most energy efficient LED available
- UL Sign Components Manual (SAM) listed
- UL Classified for rapid retrofit neon to LED conversion

SPECIFICATIONS

Input Voltage (50/60Hz)	120VAC (+/-10%)
Input Current @ Max. Load	0.65A rms
Power Factor	0.95
Output Voltage	0-250 VDC (+/-125VDC max. to Gnd)
Output Current (Line Load Regulated)	250mA (Factory Set)
Output Power	55W max.
Operating Temperature*	30º to 122ºF / -34ºC to 50º C
Input Surge Protection	Varistor Type
Built-in Protection	GFI, Open and Short Circuit, Overload, Reverse Polarity

When operating at ambient temperature higher than above limit, reduce load by 10% for each 9ºF (5ºC) ambient rise

DIMENSIONS

Length (A)	4.85 in	12.3 cm
Width (B)	2.0 in	5.0 cm
Height (C)	1.58 in	4.0 cm
Mounting (D)	4.50 in	11.4 cm
Mounting (E)	1.38 in	3.5 cm
Weight	15.0 oz	425 g
Primary Leads	18.0 in	45.7 cm
Output Leads	18.0 in	45.7 cm

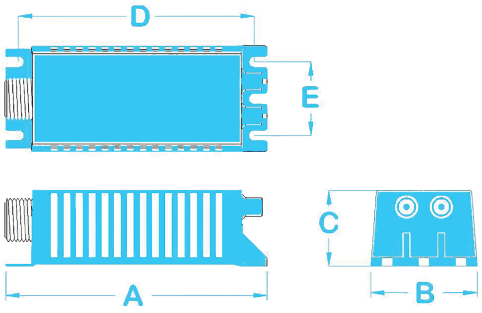

Generation III

Series Wired, Constant Current LED Sign Lighting System
For Installation in Channel Letters, Raceway & Remote Applications
VLP 200-277

VLP 200-277



FEATURES AND BENEFITS

- Conservatively powered at less than 65% of the LED's maximum rated current extends useful life and reliability
- Exclusive ability to save up to 30% on neon to LED retrofits
- Remote mounts up to 150 feet with 18AWG wire with no loss of light
- Safe, low current design with GFI, open and short circuit, overload and polarity protection
- Illuminates brighter than 6,500 mercury argon
- Single-wire design simplifies factory installation
- Brightest, most energy efficient LED available
- UL Sign Components Manual (SAM) listed
- UL Classified for rapid retrofit neon to LED conversion

SPECIFICATIONS

Input Voltage (50/60Hz)	277VAC (+/-10%)
Input Current @ Max. Load	0.28A rms
Power Factor	0.90
Output Voltage	0-250 VDC (+/-125VDC max. to Gnd)
Output Current (Line Load Regulated)	250mA (Factory Set)
Output Power	55W max.
Operating Temperature*	30º to 122ºF / -34ºC to 50º C
Input Surge Protection	Varistor Type
Built-in Protection	GFI, Open and Short Circuit, Overload, Reverse Polarity

**When operating at ambient temperature higher than above limit, reduce load by 10% for each 9ºF (5ºC) ambient rise*

DIMENSIONS

Length (A)	4.85 in	12.3 cm
Width (B)	2.0 in	5.0 cm
Height (C)	1.58 in	4.0 cm
Mounting (D)	4.50 in	11.4 cm
Mounting (E)	1.38 in	3.5 cm
Weight	15.0 oz	425 g
Primary Leads	18.0 in	45.7 cm
Output Leads	18.0 in	45.7 cm

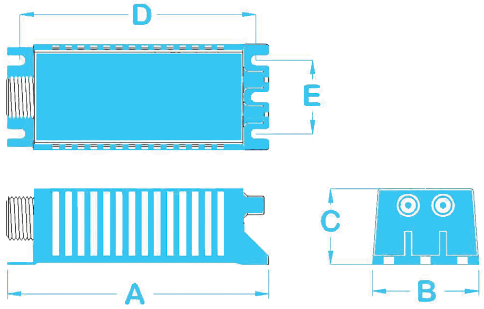

Generation III

Series Wired, Constant Current LED Sign Lighting System
For Installation in Channel Letters, Raceway & Remote Applications
VLP 200D-U

VLP 200D-U

Output dimmable to 50% of full brightness via external switch.

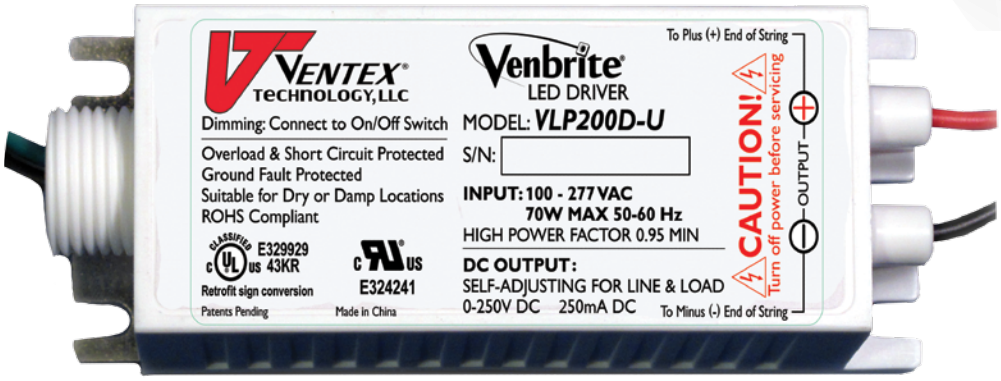

FEATURES AND BENEFITS

- Conservatively powered at less than 65% of the LED's maximum rated current extends useful life and reliability
- Exclusive ability to save up to 30% on neon to LED retrofits
- Remote mounts up to 150 feet with 18AWG wire with no loss of light
- Safe, low current design with GFI, open and short circuit, overload and polarity protection
- Illuminates brighter than 6,500 mercury argon
- Single-wire design simplifies factory installation
- Brightest, most energy efficient LED available
- UL Sign Components Manual (SAM) listed
- UL Classified for rapid retrofit neon to LED conversion
- Dimming information can be found on our website, www.ventextech.com

SPECIFICATIONS

Input Voltage (50/60Hz)	0.6A (@120VAC in)
Power Factor	0.95
Output Voltage	0-250 VDC (+/-125VDC max. to Gnd)
Output Current (Line Load Regulated)	250mA (Factory Set)
Output Power	55W max.
Operating Temperature*	30º to 122ºF / -34ºC to 50º C
Input Surge Protection	Varistor Type
Built-in Protection	GFI, Open and Short Circuit, Overload, Reverse Polarity

**When operating at ambient temperature higher than above limit, reduce load by 10% for each 9ºF (5ºC) ambient rise*

DIMENSIONS

Length (A)	4.85 in	12.3 cm
Width (B)	2.0 in	5.0 cm
Height (C)	1.58 in	4.0 cm
Mounting (D)	4.50 in	11.4 cm
Mounting (E)	1.38 in	3.5 cm
Weight	15.0 oz	425 g
Primary Leads	18.0 in	45.7 cm
Output Leads	18.0 in	45.7 cm

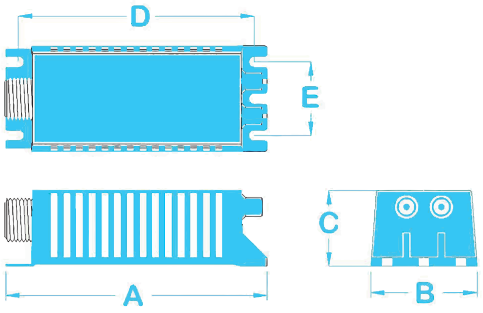

Venbrite Lighting Systems

Snap Sticks & Accessories

WEB www.ventextech.com EMAIL info@ventextech.com PHONE 803-794-8061 FAX 803-794-8528

Small Wire Nuts & GTO Retrofit Wire Nuts

Waterproof!

Small Splice Wire Nuts



0.91 in
(23.1 mm)

0.49 in (12.4 mm)



1.38 in
(34.9 mm)

GTO Retrofit Wire Nuts

GTO Retrofit Wire Nuts come in larger size than Small Splice Wire Nuts.

0.68 in (17.4 mm)

FEATURES AND BENEFITS

- Easy to apply, pre-filled twist-on wire connectors
- Silicone-based sealant protects against moisture and corrosion
- UL listed for interior and exterior damp/wet locations
- Wide wire range enables use on variety of applications including outdoor power outlets, outdoor signage and exterior area lighting

SPECIFICATIONS

Part Number	Description	Color	Unit of Measure
70700	VA-WN01-50 Small Splice Wire Nuts	Gray/Orange	Box of 50
70720	VA-WN02 GTO Retrofit Wire Nuts *See Figure 5	Blue/Orange	Box of 100
70705	VA-WN01-100 Small Splice Wire Nuts	Gray/Orange	Box of 100
70710	VA-WN01-150 Small Splice Wire Nuts	Gray/Orange	Box of 150

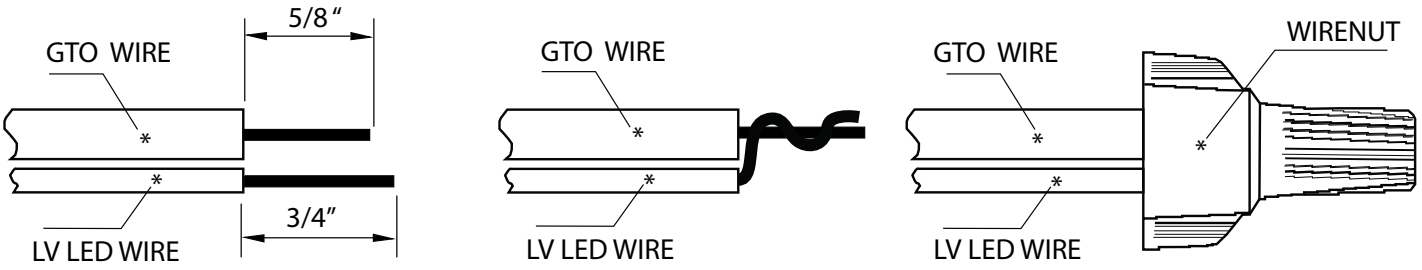

*Figure 5

WEB www.ventextech.com EMAIL info@ventextech.com PHONE 803-794-8061 FAX 803-794-8528

Low Voltage LED Wire

The Low Voltage Wire is 18AWG and has 1 conductor.



Low Voltage

Uniquely marked with polarity arrows to aid in connecting the LED Strings to the LED Drivers. For use with VLP125SPD-120 or any low voltage application.

SPECIFICATIONS

Part Number	Description	Temperature Rating	Voltage Rating	Dry/Damp/Wet Rating	Unit of Measure
70750	VA-W09-100 Low Voltage LED Wire	105ºC	600VAC	Dry/Damp	100 foot Spool
70755	VA-W09-500 Low Voltage LED Wire	105ºC	600VAC	Dry/Damp	500 foot Spool

ABOUT LOW VOLTAGE WIRE

The output leads of the VLP125SPD-120 LED Driver are composed of Low Voltage LED Wire. The positive wire exits the driver with the arrows pointing away from the driver and towards the LEDs. This wire is connected to the (+) of the first LED module in the string, whether directly or with additional arrow marked LV Wire, as the driver can be up to 300 feet away from the first LED. The LED string wire, between each module, is also composed of this arrow marked wire.

The last LED module is connected/returned to the negative wire which has its arrows pointing towards the LED Driver. For the VLP100 and VLP200 seried Drivers with red and black leads, the Low Voltage LED wire is attached where the red lead is the positive and arrows face away from the driver and the black lead has the arrows facing toward the driver.

Snap Clips & Snap Stick

The Snap Stick serves as a fluorescent or neon alternative.

SPECIFICATIONS

Part Number	Description	Unit of Measure
70800	Snap Clips	Box of 24
70810	Snap Stick	98”



FEATURES AND BENEFITS

- Series Wired, Constant Current LED System
- Fluorescent to LED Retrofit
- Neon to LED Retrofit, can use existing GTO wire
- Maximize energy rebates
- UL-SAM Listed
- Power supplies can be mounted up to 300 feet from the first LED module This exclusive feature allows easier access to the power supplies, eliminating costly swing stages, lifts and cranes for service
- Custom cut Snap Stick to fit



Snap Clips

The Snap Stick easily snaps into place into the Snap Clips. Snap Clips can be mounted on the side or back inside the sign enclosure.

Standard Venbrite LED Module



Snap Stick

Snap Sticks are powder coated aluminum extrusions that can be cut to any length, loaded on either one side or two with standard Venbrite LED modules, and snapped into signs with the easy-to-install Snap Clip.

WEB www.ventextech.com EMAIL info@ventextech.com PHONE 803-794-8061 FAX 803-794-8528

VENTEX TECHNOLOGY, LLC

Sign Accessories

WEB www.ventextech.com EMAIL info@ventextech.com PHONE 803-794-8061 FAX 803-794-8528

Transformer Box Enclosure (WET LOCATION)

Use this with our Toggle Switch on page 61!

#86190

Neon 18TB-TPO Enclosure Box

FEATURES AND BENEFITS

- Rated for wet, damp and dry locations
- UL 879 listed-certified by UL to Canadian Standards
- Grounding hardware installed on every box
- Innovative design to maximize ventilation and extend the life of the power supply
- Knock out for toggle switches
- Convenient 1/2" conduit knock-outs
- UL designation can be found on the top of the transformer lid





Equipment Ground Connector Already Installed

WEB www.ventextech.com EMAIL info@ventextech.com PHONE 803-794-8061 FAX 803-794-8528

Transformer Box Enclosures (WET LOCATION)

The most innovative, UL compliant and labor saving LED Box on the market.

#86220

The Ultimate® LED Box for
1 or 2 Power Supplies

Available with:

- VLP-12-60-U
- VLP-12-120-U
- VLP-12-60-PCM-U comes with a free clamping bracket (86221)

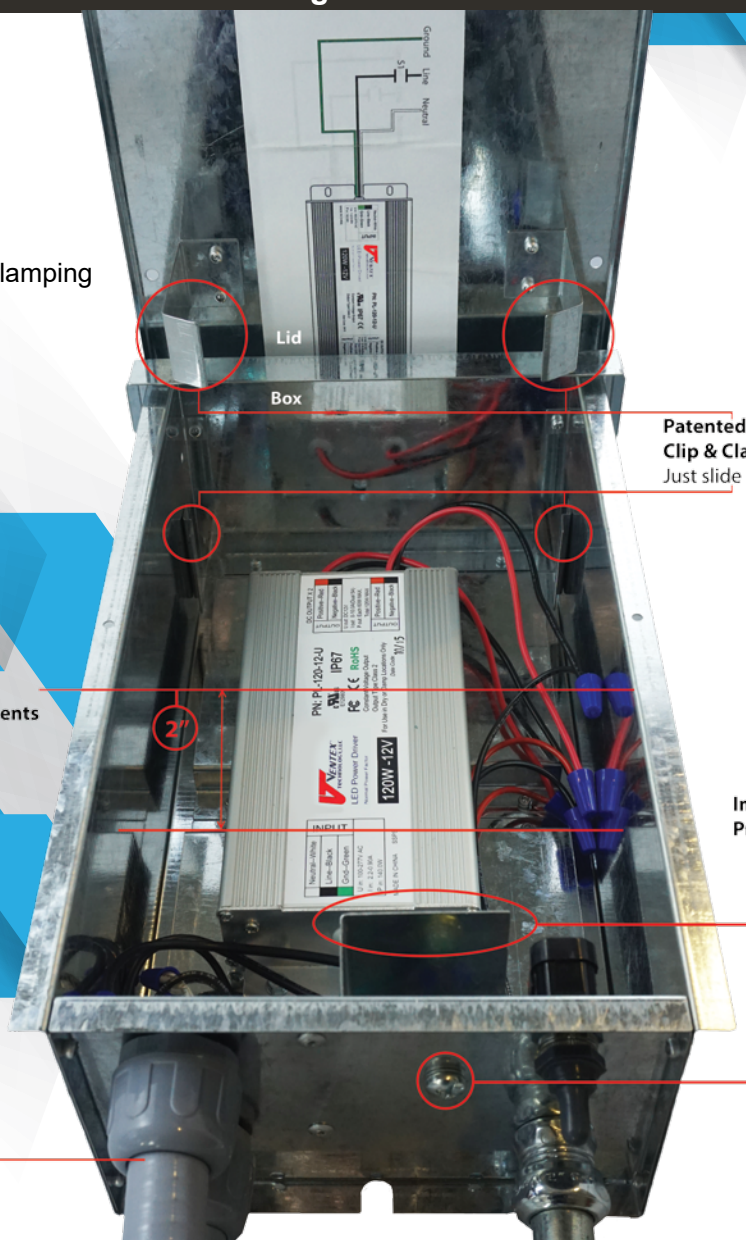

FEATURES AND BENEFITS

- Meets or exceeds all UL Requirements (SAM Manual) for Power Supply spacing to other Heat Producing Components (4" & 2" spacing requirements)
- Simplifies ground requirements for most LED drivers (Equipment Ground Connector already installed)
- Using our patented side wall clips and clamp system makes mounting power supplies easy (accommodates most used LED Drivers)
- Pilot hole for the special use ON/OFF switch in a convenient place with room to fit all switches available
- Features a built-in primary barrier to aid in segregating primary wiring from all secondary leads
- Suitable for use in dry, damp and wet locations
- No fasteners or drilling is necessary-this ensures the integrity of the box's WET location wiring
- Switch with lockout
- Use with our toggle switch on page 61

Toggle Switch & Accessories

Extremely sturdy hardware, body and boot.

#84660

UL Package 20A Toggle Switch with Molded Silicone Rubber Boot



FEATURES AND BENEFITS

- Hand soldered wire connection (not crimped) for best mechanical and electronic connection
- The only switch rated for 20 amps at 120 volts and 277 volts
- Nearly 12" of lead wire
- Extremely sturdy hardware, body and boot
- UL Package Toggle Switch/Boot approved for exterior use
- Preassembled with ON/OFF face plate
- UL/cUL Recognized

TOGGLE SWITCH DIMENSIONS

Length	1.25 in	3.2 cm
Width	0.625 in	1.6 cm
Height	1.062 in	2.7 cm

TOGGLE SWITCH & ACCESSORIES SPECIFICATIONS

Part Number	Description	Unit of Measure
84660	Toggle Switch with Boot- 20A 120-277VAC with Grey Silicone Boot (UL/cUL Recognized E231907/E231907)	Box of 25
84675	Toggle Switch with Boot- 20A 120-277VAC with Black Silicone Boot (UL/cUL Recognized E231907/E231907)	Box of 25
84648	Carling Switch Model 2200 Double Pole Switch with Grey Silicone Boot 20A 120-277VAC (UL/CSA Recognized)	Box of 25
84610	Toggle Switch Silicone Boot- Grey (UL/cUL Recognized E129809)	Bag of 25
84605	Toggle Switch Silicone Boot- Black (UL/cUL Recognized E129809)	Bag of 25
84613	Toggle Switch Large ON/OFF Safety Locking Plate*	Bag of 25

**The Toggle Switch reduces accidental shut-offs, and is keyed to switch barrel to prevent rotation.*



Control toggle position to "ON" or "OFF" as you require

Corrosion resistant plated steel

WEB www.ventextech.com EMAIL info@ventextech.com PHONE 803-794-8061 FAX 803-794-8528

Federal Porcelain Panel Bushings

FEATURES AND BENEFITS

- UL Listed E129809
- Fits standard 1/2" conduit knockouts



SPECIFICATIONS

Part Number	Description	Unit of Measure
84290	1043-A Porcelain Bushing with Lock Ring (White)	Box of 100
84295	1043-A Porcelain Bushing with Lock Ring (Black)	Box of 100

GTO Silicone Integral Sleeve Wire

High performance silicone insulation material proven tough and versatile. Has superior resistance to fire, flame, ozone, UV and corona.

FEATURES AND BENEFITS

- Rated for 10,000 or 15,000 VAC, 150ºC
- Conductor is tinned, copper 14 AWG, stranded, electrolytic tough pitch (ETP) (GTO-10 18AWG)
- Conforms to UL Standard 814 for gas tube sign and ignition cable
- Meets the integral sleeving requirement of UL Standard 814
- Classified and meets UYTA requirements of UL Standards 879, 48

SPECIFICATIONS

Part Number	Description	Unit of Measure
85335	GTO-10 Black (6.4mm / 0.252") UL/cUL Listed E226224	Box of 500'
85373	GTO-15 Black (7.9mm / 0.311") UL/cUL Listed E226224	Box of 250'
85336	GTO-10 Black (6.4mm / 0.252") UL/cUL Listed E226224	Box of 1500'



Silicone Neon Boots & Caps

The most durable and flexible Silicone Cap and Boot on the market.

Easy Cap™ and Easy Boot™
Silicone New Electrode Enclosures

FEATURES AND BENEFITS

- Rated for 15,000 Volts, 7,500 Volts to the ground, maximum current 60mA
- UL Recognized (E129809)
- Classified for UL 879 Edition (E247018) as an enclosure system for dry and damp locations
- Used by the World's largest POP Manufacturers

UL UYTA FOR VENTEX TECHNOLOGY LLC EASY BOOTS/EASY CAPS FOR SILITHERM S.R.L.

- Silitherm S.R.L. GTO-15 (14 Through 18 AWG) with integral sleeve: Ventex Technology LLC part numbers ECDB 7-10, ECDB 7-13, ECDB 7-15, ECS 7-10, ECS 7-13 and ECS 7-15 (all colors)
- Silitherm S.R.L. GTO-10 with integral sleeve: Ventex Technology LLC part numbers ECDB 7-13 and ECS 7-13 (all colors)

UL UYTA FOR VENTEX TECHNOLOGY LLC EASY BOOTS/EASY CAPS FOR PAIGE ELECTRIC CO. L.P.

- Paige Electric Co. L.P. GTO-15 (14-18 AWG) with integral sleeve: Ventex Technology LLC part numbers ECDB 7-10, ECDB 7-13, ECDB 7-15, ECS 7-10, ECS 7-13 and ECS 7-15 (all colors)
- Paige Electric Co. L.P. GTO-15 (14-18 AWG) with integral sleeve: Ventex Technology LLC part numbers ECDB 7-10, ECDB 7-13, ECDB 7-15 and ECS 7-10, ECS 7-13, ECS 7-15 (all colors)

UL UYTA FOR VENTEX TECHNOLOGY LLC EASY BOOTS/EASY CAPS (7-8 SERIES) AND VENTEX TECHNOLOGY LLC GTO CABLE WITH INTEGRAL SLEEVE

- Ventex Technology LLC GTO-10 and GTO-15 (14-18 AWG) with integral sleeve: Ventex Technology LLC part numbers ECDB 7-10, ECDB 7-12, ECDB 7-13, ECDB 7-15, ECS 7-10, ECS 7-12, ECS 7-13 and ECS 7-15 (all colors)
- Ventex Technology LLC GTO-15 (14 AWG) with integral sleeve: Ventex Technology LLC part numbers ECDB 8-10, ECDB 8-12, ECDB 8-13, ECDB 8-15, ECS 8-10, ECS 8-12, ECS 8-13, and ECS 8-15 (all colors)



WEB www.ventextech.com EMAIL info@ventextech.com PHONE 803-794-8061 FAX 803-794-8528

Silicone Neon Boots & Caps

Easy Cap™ and Easy Boot™ Silicone New Electrode Enclosures



Easy Cap™ and Easy Boot™ for GTO-15 and GTO-10 (14-18 AWG) 7 Series for .252" OD GTO

Part Number	Model/Description	Quantity Per Bag	Quantity Per Carton
88700	10mm ECDB 7-10 Black	100	500
88705	10mm ECS 7-10 Black	100	500
88710	12mm ECDB 7-12 Black	100	500
88715	12mm ECS 7-12 Black	100	500
88720	13mm ECDB 7-13 Black	100	500
88725	13mm ECS 7-13 Black	100	500
88730	15mm ECDB 7-15 Black	100	500
88735	15mm ECS 7-15 Black	100	500
88800	10mm ECDB 7-10 White	100	500
88805	10mm ECS 7-10 White	100	500
88810	12mm ECDB 7-12 White	100	500
88815	12mm ECS 7-12 White	100	500
88820	13mm ECDB 7-13 White	100	500
88825	13mm ECS 7-13 White	100	500
88830	15mm ECDB 7-15 White	100	500
88835	15mm ECS 7-15 White	100	500

Easy Cap™ and Easy Boot™ for GTO-15 (14 AWG) 8 Series for .311" OD GTO

Part Number	Model/Description	Quantity Per Bag	Quantity Per Carton
88770	13mm ECDB 8-13 Black	100	500
88775	13mm ECS 8-13 Black	100	500
88780	15mm ECDB 8-15 Black	100	500
88785	15mm ECS 8-15 Black	100	500
88870	13mm ECDB 8-13 White	100	500
88875	13mm ECS 8-13 White	100	500
88880	15mm ECDB 8-15 White	100	500
88885	15mm ECS 8-15 White	100	500

UL/cUL ABSKO Sign Products



SPECIFICATIONS

Part Number	Description	Unit of Measure
84280	Casino Bushing (UL/cUL Recognized Sign Accessory 7J93)	Box of 25
84270	C.P.A. Complete (UL/cUL Recognized Sign Accessory 7J93)	Box of 25
84159	GG-Cup Double (Complete) (UL/cUL Listed E129809)	Box of 50
84260	C.P.A. Silicone Grommet	Bag of 25

C.P.A. - Conduit Plug Assembly

Neon Porcelain Housings

SPECIFICATIONS

Part Number	Description	Unit of Measure
84065	TC-2000 Spring Assembly Only	Bag of 25
84047	TC-2000 Spring Assembly (Complete)	Bag of 25
84010	TC-2000 Washer (Black)	Bag of 25
84300	TC-200 White Porcelain** (Complete) 3.5” (L) x 0.875” (ID) x 1.25” (OD)	Box of 50
84137	TC-50 White Porcelain* (Complete) 2.15” (L) x 0.875” (ID) x 1.25” (OD)	Box of 50
84305	TC-300 White Porcelain* (Complete) 3.375” (L) x 1.125” (ID) x 1.625” (OD)	Box of 50
84310	TC-2000 Porcelain with Spring Assembly (UL/cUL Listed E192982)	Box of 50
84105	TC-2000 Clamp	Box of 50
84005	Kit No. 6287 Protective Silicone Rubber Cap (Off White)	Box of 100

**UL/cUL Listed E192982.*

***This part includes locking ring as shown in photo of TC-50 and TC-300.*



WEB www.ventextech.com EMAIL info@ventextech.com PHONE 803-794-8061 FAX 803-794-8528

Channel Bond Polycarbonate Adhesive™

Proprietary Product. Use with our #49 Hypo Glue Applicator™

SPECIFICATIONS

Part Number	Description	Unit of Measure
86943	Pint (with free #49 Hypo Glue Applicator)	Each
86945	Quart	Each
86947	Gallon	Each

Only ships via Pallet/LTL. Use #49 Hypo Glue Applicator with Channel Bond Adhesive™.

FEATURES AND BENEFITS

- For use with Polycarbonate and Sign Trim (CAB) in Channel Letters
- Bonds Polycarbonate to Polycarbonate, Acrylic to Polycarbonate, Sign Trim (CAB) to Polycarbonate, Modifed Acrylic (DR) to Polycarbonate and Modified Acrylic (DR) to Acrylic
- Quick setting
- High strength
- One part system
- Available in pints, quarts and gallons



WEB www.ventextech.com EMAIL info@ventextech.com PHONE 803-794-8061 FAX 803-794-8528

Application Instructions for Channel Bond™ Quick Setting High Strength Adhesive

General:

- Channel Bond is a One-Part Adhesive System. Use a #49 Hypo Applicator (pink tip) bottle to apply.
- Store in the original container when not in use. Keep lid tight. Store where the temperature is between 32ºF to 80ºF.
- Read the health and safety information on the container before using.
- Be sure surfaces to be bonded are clean and smooth.
- The shelf life of this product when stored properly is 2-12 months.
- Try a small test on extra/scrap material before going into production.

How to apply on the following materials:

Sign Trim (Cellulose Acetate Butyrate) to Polycarbonate

1. Fix Sign Trim around polycarbonate per your normal retention fixture method. Apply a uniform bead between the Sign Trim and polycarbonate by flexing the Sign Trim to allow Channel Bond to flow down in-between materials. Bond should be strong after 10-15 minutes.
2. Apply a second uniform bead around the edge between the Sign Trim and polycarbonate material.
3. After 5-10 minutes remove material from the retention fixture and add a third thin uniform bead around the front between the Sign Trim arrow profile and polycarbonate face (provided that there is no vinyl applied on the first surface.)

Polycarbonate to Polycarbonate

Apply a uniform bead to the bonding area. Hold parts together securely while adhesive sets up. Bond should be strong after 15-60 minutes depending on the shape and size (area) to be bonded. Maximum strength after four hours.

Acrylic to Polycarbonate

Apply a uniform bead to the bonding area. Hold parts together securely while adhesive sets up. Bond should be strong after 60 minutes depending on the shape and size (area) to be bonded.

Sign Trim (Cellulose Acetate Butyrate) to Acrylic

1. Fix Sign Trim around acrylic per your normal retention fixture method. Apply a uniform bead of Resin Bond between the Sign Trim and acrylic.
2. Apply a second uniform bead with Channel Bond around the edge between the Sign Trim and acrylic material. After 5-10 minutes remove material from the retention fixture.
3. Add a third thin uniform bead around the front between the Sign Trim narrow profile and the acrylic face when the material (width) exceeds 3 feet.

For Modified Acrylic (DR) to Polycarbonate see Acrylic to Polycarbonate.
For Modified Acrylic (DR) to Acrylic see Acrylic to Polycarbonate.

WEB www.ventextech.com EMAIL info@ventextech.com PHONE 803-794-8061 FAX 803-794-8528

Resin Bond Adhesive™

Use with our #25 Hypo Glue Applicator™ for Acrylic Plastic and Sign Trim in Channel Letters

SPECIFICATIONS

Part Number	Description	Unit of Measure
86900	Quart	Each
86905	Gallon	Each

Only ships via Pallet/LTL. Use #25 Hypo Glue Applicator with Resin Bond. Use on Extruded Acrylic Track. For Modified Acrylic (DR) or Polycarbonate try Channel Bond Adhesive™.

BEFORE USE:

1. Read the health and safety information on the container before using.
2. Request a SDS and keep on file.
3. Be sure surfaces to be bonded are clean and smooth.
4. Always try a small test on scrap material before going into production.

FEATURES AND BENEFITS

- For use with Acrylic Plastic and Sign Trim (CAB) in Channel Letters
- Single-Component (Methylene Chloride) Based Cement
- Thin and fast setting creating a strong bond
- Cost effective
- Clear in color
- Available in gallons and quarts
- Specifically designed to join Acrylic Plastic to Acrylic Plastic, Acrylic Plastic to Sign Trim (Cellulose Acetate Butyrate), and Changeable Letter Track to Acrylic Plastic



WEB www.ventextech.com EMAIL info@ventextech.com PHONE 803-794-8061 FAX 803-794-8528

Hypo Glue Applicators™

SPECIFICATIONS

Part Number	Description	Unit of Measure	Use With
90080	Hypo Glue Applicator #25 (Green Tip-Small)	Each	Resin Bond Adhesive
90085	Hypo Glue Applicator #49 (Pink Tip-Large)	Each	Channel Bond Adhesive

FEATURES AND BENEFITS

Hypo Applicator #25

- Precision applicator is a 2 oz. Boston Round bottle with an 21 gauge stainless steel blunt needle
- Uses include: Resin Bond Adhesive™, Acrylic Paint for artists, precision painting on RC models and other hobbies
- Distributes precision applicators and dispensers for a controlled amount of liquid

Hypo Applicator #49

- This dispenser is a 2 oz. Boston Round bottle with an 18 gauge stainless steel blunt needle
- Primarily for Channel Bond™ Adhesive
- Distributes precision applicators and dispensers for a controlled amount of liquid



WEB www.ventextech.com EMAIL info@ventextech.com PHONE 803-794-8061 FAX 803-794-8528

T12 Fluorescent HO Lampholders

The sign industry's leading quality and cost effective lamp holders.



730-1 Snap-In Button (Spring)



730-2 Snap-In Button (Stationary)



782 Snap-In Tombstone (Spring)



783 Snap-In Tombstone (Stationary)

SPECIFICATIONS

Part Number	Description	Quanity Per Box
89728	730-1 Snap-In Button (Spring) (UL/cUL Listed E192462)	200
89729	730-2 Snap-In Button (Stationary) (UL/cUL Listed E192462)	200
89726	782 Snap-In Tombstone (Spring) (UL/cUL Listed E192462)	200
89727	783 Snap-In Tombstone (Stationary) (UL/cUL Listed E192462)	200

FEATURES AND BENEFITS

- Recommended for Outdoor Enclosed Signs
- Rated 1,000V/660V for T12 & T8 HO Lamps
- Standard 9" Leads -18 AWG/AWM- 1,000V stranded, stripped and pre-thinned
- High quality stainless steel spring on 730-1 & 782
- High strength metal retaining clips
- 150ºC maximum end use application
- Metallic grey silicone treated Neoprene "O" Ring
- Packaged 200 per model, not pairs

High Voltage Junction Boxes

UL Wet Listed for Dry/Damp Locations



SPECIFICATIONS

Part Number	Description	Quanity Per Ctn.
86300	TC-HV III High Voltage Junction Box	25

FEATURES AND BENEFITS

- Snap-on cover-no screws
- 15,000V (7,500V to Ground)
- Staggered connection holes for seal-tight connectors
- Constructed of durable injection molded plastic with integral high volt connection

Fluorescent & Neon Tube Tester

Safe and easy to operate.

SPECIFICATIONS

Part Number	Description	Unit of Measure
84546	Tube Tester without case	Each
84545	Tube Tester with Carrying Case	Each

Includes Duracell or Energizer Battery.

FEATURES AND BENEFITS

- Safe and easy to operate
- Tests neon (Cold Cathode) Tubes
- Tests fluorescent (Hot Cathode) Lamps
- Tests mercury, metal halide and sodium vapor lamps
- Telescopic Aerial for extended reach
- Continuity Test
- Includes test leads
- Battery powered
- Small, compact and rugged
- Positive action rocker switch
- Easy battery changing- no screws
- High frequency output

TO TEST NEON TUBES:

- Ensure tester has a charged battery
- Switch off primary power supply
- Touch disc or aerial firmly on the side of the tube or electrode wires a length of tubing will glow if the tubing is good

TO TEST FLUORESCENT TUBES:

TO TEST GAS:

- Ensure tester has a charged battery
- Touch either metal disc or aerial firmly onto side of tube and push the rocker switch (a section of tube will glow if tubing is good)
- If the tester is moved along the length of the tube, a failing or bad tube will have little or no illumination at the ends

TO TEST LAMP FILAMENT:

- Remove the tube supply
- Connect the test leads to the tester
- Touch both tube pins at the same time with the test leads
- A good heater filament circuit will make the red LED on the tester illuminate

1. Tests:

- Neon Tubes
- Fluorescent Lamps
- Mercury Vapor
- Metal Halide Lamps
- Low and High Pressure Sodium Vapor Lamps

2. Continuity Test

- Circuit indicator includes an LED Lamp

3. Includes:

- Telescopic Aerial
- Test Leads
- 9VDC Battery

4. Compact, Rugged Housing Construction for in field use

5. Optional carry case to store option and leads available

CAUTION: *DO NOT touch disc or aerial when in use. DO NOT use on neon electrodes with power on. DO NOT use on fluorescent cathodes with power on. DO NOT use as a permanent neon power source.*



Ventex AC Adapter

For use with VT1510-12, VT4015-12, VT4015A-12F, VT3015S-12 or any device requiring 12VDC.

WA 1500-12US

SPECIFICATIONS

Input Voltage	120 VAC 60Hz 35W
Output Voltage	12VDC
Output Current	1500mA
Operating Temp	0ºF to 104ºF / -18ºC to 40ºC



FEATURES AND BENEFITS

- UL/cUL and internationally approved
- Perfect match for all low voltage neon power supplies anywhere in the world
- Female output jack center positive: 2.5mm x 5.5mm x 9.0mm
- Powers all 12VDC Ventex electronic transformers
- Custom design minimizes AC ripple in DC output
- 10 foot (3m) power cord
- In-line ON/OFF switch
- Durable molded rubber connector plug
- UL 2161 Listed

DIMENSIONS

Length	3.30 in	8.4 cm
Width	2.50 in	6.4 cm
Height	2.15 in	5.5 cm
Weight	29 oz	822 g
Primary Leads	AC Plug / 2-Wire	
Output Lead	10 ft w/ switch	

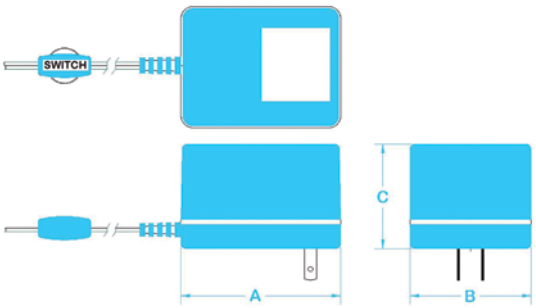

WEB www.ventextech.com EMAIL info@ventextech.com PHONE 803-794-8061 FAX 803-794-8528

Service Inventory

Replacement Supplies

Magnetic Outdoor Transformers

These model transformers are no longer produced. Supply is limited to current available stock. Contact us today for details on available transformers.

UL/cUL Self-Enclosed Type 4 Transformers



UL/cUL Outdoor Type 2 Transformers



UL/cUL PBKM Housing Transformers



UL/cUL Mini PBKM Housing Transformers



WEB www.VentexTech.com EMAIL info@ventextech.com PHONE 803-794-8061 FAX 803-794-8528

Resources

WEB www.ventextech.com EMAIL info@ventextech.com PHONE 803-794-8061 FAX 803-794-8528

Ventex Luminous Tube Footage Chart

Ventex Model Number	Type	Secondary Current	Neon Footage			Mercury Footage		
Tube Size in Millimeters			10mm	12mm	15mm	10mm	12mm	15mm
1,500V Secondary Voltage								
VT1510-12	Indoor	15mA*	3 ft	4 ft	5 ft	4 ft	5 ft	6 ft
3,000V Secondary Voltage								
VT3015S-12	Indoor	20mA*	8 ft	10 ft	11 ft	10 ft	12 ft	13 ft
4,000V Secondary Voltage								
VT4015-12	Indoor	20mA*	8 ft	10 ft	11 ft	10 ft	12 ft	13 ft
VT4015A-12F	Indoor	20mA*	8 ft	10 ft	11 ft	10 ft	12 ft	13 ft
VT4030-120	Indoor	30mA	8 ft	10 ft	15 ft	10 ft	12 ft	16 ft
VT4030CL-120/277	Outdoor	30mA	8 ft	10 ft	15 ft	10 ft	12 ft	16 ft
VT4060CL-120/240/277	Outdoor	60mA	8 ft	10 ft	15 ft	10 ft	12 ft	16 ft
5,500V Secondary Voltage								
VT5520-120F	Indoor	20mA	11 ft	13 ft	18 ft	13 ft	16 ft	21 ft
6,000V Secondary Voltage								
VT6030-120/240	Indoor	30mA	13 ft	16 ft	22 ft	16 ft	20 ft	26 ft
VT6030CL-120/240	Outdoor	30mA	13 ft	16 ft	22 ft	16 ft	20 ft	26 ft
VT6060CL-120	Outdoor	60mA	13 ft	16 ft	22 ft	16 ft	20 ft	26 ft
9,000V Secondary Voltage								
VT9030-120	Indoor	30mA	21 ft	26 ft	34 ft	24 ft	31 ft	40 ft
VT9030D-120	Indoor	30mA	21 ft	26 ft	34 ft	24 ft	31 ft	40 ft
VT9030CL-120/240/277	Outdoor	30mA	21 ft	26 ft	34 ft	25 ft	31 ft	40 ft
VT9060CL-120/277	Outdoor	60mA	21 ft	26 ft	34 ft	25 ft	31 ft	40 ft
12,000V Secondary Voltage								
VT12030-120/240	Indoor	30mA	28 ft	35 ft	45 ft	33 ft	42 ft	54 ft
VT12030D-120	Indoor	30mA	28 ft	35 ft	45 ft	33 ft	42 ft	54 ft
VT12030CL-120	Outdoor	30mA	28 ft	35 ft	45 ft	33 ft	42 ft	54 ft
Recommended Gas Pressure mm/Hg			13	11	9	13	11	9

NOTES:

- The above footage chart is intended to be a guideline. Actual driving distances may vary due to application.
- VT Series electronic supplies have overload shut-down protection. If activated, unit will flash (trip-off) to protect itself and must be turned OFF/ON to reset protection.
- Ventex electronic power supplies are fully self-adjusting from minimum to maximum voltage protection.
- Do not load with mA meter. Ventex electronic power supplies will self-regulate to maintain 30 to 60mA regardless of load.
- Deduct driving distances by one foot and two feet for each pair of electrodes.
- Neon Power Supply loading must be de-rated by 10% for every 9ºF (5ºC) above maximum running ambient or below minimum running ambient.
- "Triple-Shot" automatically turns on up to 3 times in about 4 seconds.
- Equivalent to core and coil mA rating for light intensity.

WARRANTY: Ventex Technology, LLC. ("Ventex") warrants products purchased from Ventex shall be free from defects in material and workmanship and such products shall operate in accordance with specifications specified or assented to in writing by Ventex, at the time of sale, under normal, proper use and operating conditions. This warranty shall remain in effect for the earlier of one (1) year from date of purchase or two (2) years from date of manufacture. If a product is defective, it will be repaired or replaced at the sole discretion of Ventex, transportation prepaid. Any improper use, operation beyond capacity, or alteration by anyone not specifically authorized in writing by Ventex shall void this warranty. Ventex's liability on any claim shall never exceed the purchase price of the specific product which gives rise to the claim. THE AFOREMENTIONED IS IN LIEU OF ALL WARRANTIES, EXPRESSED OR IMPLIED, INCLUDING, BUT NOT LIMITED TO, ANY WARRANTY OF MERCHANTABILITY OR OF FITNESS FOR ANY PARTICULAR PURPOSE. IN NO EVENT SHALL VENTEX BE LIABLE FOR CONSEQUENTIAL, INCIDENTAL, INDIRECT OR SPECIAL DAMAGES OR LIABILITY, TRANSPORTATION, INSTALLATION OR SUBSTITUTION COSTS, DELAYS, OR FOR ANY OTHER DAMAGES, COSTS, OR EXPENSES INCURRED, IRRESPECTIVE OF HOW THEY OCCUR. There are no warranties, obligations and/or liabilities on the part of Ventex, whether for products, services or otherwise, which extend beyond the description mentioned in this document. No employee or representative of Ventex other than the President (by written, signed document) is authorized to change or expand this warranty in any way, or to grant any other warranty. No waiver of any term of this warranty by Ventex shall be deemed to imply any continuing or repeated waiver thereof. Product specifications are subject to change without notice. Consult our website at www.ventextech.com for the most up to date product information.

WEB www.VentexTech.com EMAIL info@ventextech.com PHONE 803-794-8061 FAX 803-794-8528



VENTEX TECHNOLOGY, LLC
EMAIL info@ventextech.com
PHONE (803) 794-8061
FAX (803) 794-8528
TOLL FREE (800) 869-6366
ADDRESS 1020A Idlewilde Blvd.
Columbia, SC 29201
WWW.VENTEXTECH.COM

2017REV1